

SUMMARY OF ANALYSIS (SAMPLE ID: SA36337)

Testing Location:	Customer ID: 2161	Order ID: OR10682	Sample Type: Primary
Arkansas	River Valley Relief Cultivation	Lot Number:	Matrix: Flower
232 S. Broadview St.	5601 Old Greenwood Rd Suite C	M00065C13134747245	Mass: 21g
Greenbrier, AR 72058	Fort Smith, AR 72903	Production Run:	Date Collected: 10/30/2023
License: ADH 113	License: 00065C	4046H202310212RTZ-3	Date Received: 10/31/2023
Cultivar (Strain) or Sample Description: Runtz			Date Completed: 11/01/2023

*This page is simply a summary of the analysis performed. For analytical details, please consult the individual Certificate(s) of Analysis for each of the specific test(s) performed. All contaminant action levels are referenced from the State of Arkansas MMJ testing guidelines.

Moisture Content (%)

13.7

Water Activity (aw)

0.489 @ 24.5°C

PASS/FAIL

PASS

Moisture content/water activity action levels are referenced from the State of Arkansas MMJ testing guidelines.


Moisture content levels less than 15% are recommended but the sample does not fail. Water activity levels must be less than 0.65aw.

Cannabinoids (Top 3)	(%)	mg/g
THCA	37.1	371
Δ9-THC	0.531	5.31
CBGA	0.464	4.64
TOTAL CBD	-	-
TOTAL THC	33.0	330
TOTAL CANNABINOIDS	38.3	383

Terpenes (Top 5)	(%)	µg/g
d-Limonene	0.424	4240
Linalool	0.290	2900
β-Myrcene	0.264	2640
β-Caryophyllene	0.197	1970
β-Pinene	0.0929	929
TOTAL TERPENES	1.45	14500

Contaminants	PASS/FAIL
Heavy Metals:	PASS
Microbiology:	PASS
Pesticides:	PASS

Sample Picture Upon Receipt



Scan the QR code to verify results.

This information is provided as a service and makes no claims of efficacy and/or safety of this product.

Results are applicable only for the sample(s) analyzed and for the specific analysis conducted.

This report is for informational purposes only and should not be used to diagnose, treat, or prevent any medical-related symptoms.

The statements and results herein have not been approved and/or endorsed by the FDA.

REPORT OF LABORATORY ANALYSIS

This report shall not be reproduced, except in full, without the written consent of
Felling Analytical Services and Technology (F.A.S.T.), LLC

www.FASTLaboratories.com

Kyle W. Felling
Kyle W. Felling, Ph.D.
Laboratory Director



CERTIFICATE OF ANALYSIS (SAMPLE ID: SA36337)

Testing Location:	Customer ID: 2161	Order ID: OR10682	Sample Type: Primary
Arkansas	River Valley Relief Cultivation	Lot Number:	Matrix: Flower
232 S. Broadview St.	5601 Old Greenwood Rd Suite C	M00065C13134747245	Mass: 21g
Greenbrier, AR 72058	Fort Smith, AR 72903	Production Run:	Date Collected: 10/30/2023
License: ADH 113	License: 00065C	4046H202310212RTZ-3	Date Received: 10/31/2023
Cultivar (Strain) or Sample Description: Runtz			Date Completed: 11/01/2023

CANNABINOID (POTENCY) PROFILE (SOP: SOP-CANN-001)

Analysis Date/Time: 10/31/2023 1756

Method: HPLC/DAD


Moisture Content (%): 13.7

Analyst: PW

Instrument: Agilent 1100

Water Activity (aw): 0.489 @ 24.5°C

<u>Cannabinoid</u>	<u>Result</u> (%)	<u>Result</u> (mg/g)	<u>LOD</u> (mg/g)	<u>LOQ</u> (mg/g)	<u>Result</u> (mg/ mL)	<u>Per</u> <u>Serving</u> (mg)	<u>Per</u> <u>Unit</u> (mg)
CBC	ND	ND	0.0397	0.0927	-	-	-
CBCA	ND	ND	0.123	0.288	-	-	-
CBD	ND	ND	0.280	0.654	-	-	-
CBDV	ND	ND	0.103	0.241	-	-	-
CBDVA	ND	ND	0.0450	0.105	-	-	-
CBG	ND	ND	0.120	0.280	-	-	-
CBGA	0.101	1.01	0.182	0.425	-	0.871	0.871
CBL	0.464	4.64	0.258	0.304	-	4.00	4.00
CBN	ND	ND	0.210	0.491	-	-	-
CBNA	ND	ND	0.0965	0.225	-	-	-
Δ9-THC	ND	ND	0.104	0.243	-	-	-
Δ8-THC	0.531	5.31	0.116	0.270	-	4.59	4.59
THCA	ND	ND	0.180	0.421	-	-	-
THCV	37.1	371	0.0627	0.147	-	320	320
THCVA	ND	ND	0.151	0.351	-	-	-
THCVA	0.172	1.72	0.0481	0.112	-	1.48	1.48
TOTAL	38.3	383			-	331	331
TOTAL CBC	-	-			-	-	-
TOTAL CBD	-	-			-	-	-
TOTAL CBDV	-	-			-	-	-
TOTAL CBG	0.508	5.08			-	4.38	4.38
TOTAL CBN	-	-			-	-	-
TOTAL THC	33.0	330			-	285	285
TOTAL THCV	0.149	1.49			-	1.29	1.29



SERVING MASS (g): 1.00
SERVINGS/UNIT: 1

"-" Not detected above LOD.

Deviations from standard operating procedure:
None

Recoveries for all analyte standards: 90-110%
Replicate Uncertainties: <5% RSD, <20% RPD
Sample/Reagent Blanks: <RL for all analytes

Values for plant matter are adjusted for moisture content.

Total CBC = (CBCA x 0.877) + CBC
Total CBD = (CBDV x 0.877) + CBD
Total CBDV = (CBDVA x 0.867) + CBDV
Total CBG = (CBGA x 0.878) + CBG
Total CBN = (CBNA x 0.876) + CBN
Total THC = (THCA x 0.877) + Δ9-THC
Total THCV = (THCVA x 0.867) + THCV

Abbreviations: DAD - Diode Array Detector, HPLC - High Pressure Liquid Chromatography, RL - Reporting Limit, RPD - Relative Percent Difference, RSD - Relative Standard Deviation, DET - Detected (less than LOQ), LOD - Limit of Detection, LOQ - Limit of Quantitation, UM - Measurement Uncertainty

This information is provided as a service and makes no claims of efficacy and/or safety of this product. Results are applicable only for the sample(s) analyzed and for the specific analysis conducted. This report is for informational purposes only and should not be used to diagnose, treat, or prevent any medical-related symptoms. The statements and results herein have not been approved and/or endorsed by the FDA.

Percentage results are reported by mass.

mg/g results are reported as mass component per mass material.

REPORT OF LABORATORY ANALYSIS

This report shall not be reproduced, except in full, without the written consent of Felling Analytical Services and Technology (F.A.S.T.), LLC

www.FASTLaboratories.com

Kyle W. Felling
Kyle W. Felling, Ph.D.
Laboratory Director



CERTIFICATE OF ANALYSIS (SAMPLE ID: SA36337)

Testing Location:	Customer ID: 2161	Order ID: OR10682	Sample Type: Primary
Arkansas	River Valley Relief Cultivation	Lot Number:	Matrix: Flower
232 S. Broadview St.	5601 Old Greenwood Rd Suite C	M00065C13134747245	Mass: 21g
Greenbrier, AR 72058	Fort Smith, AR 72903	Production Run:	Date Collected: 10/30/2023
License: ADH 113	License: 00065C	4046H202310212RTZ-3	Date Received: 10/31/2023
Cultivar (Strain) or Sample Description: Runtz			Date Completed: 11/01/2023

TERPENOID PROFILE

Analysis Date/Time: 11/1/2023 0226

Method: GC/MS


Deviations from SOP:

Analyst: KF

Instrument: Agilent 7890/5975

None

<u>Terpene</u>	<u>Result</u> (µg/g)	<u>Result</u> (%)	
α-Bisabolol	ND	-	
Camphene	116	0.0116	
δ-3-Carene	ND	-	
β-Caryophyllene	1970	0.197	
Caryophyllene oxide	ND	-	
p-Cymene	<LOQ	-	
Eucalyptol	ND	-	
Geraniol	ND	-	
Guaiol	ND	-	
α-Humulene	581	0.0581	
Isopulegol	ND	-	
d-Limonene	4240	0.424	
Linalool	2900	0.290	
β-Myrcene	2640	0.264	
cis-Nerolidol	319	0.0319	
trans-Nerolidol	581	0.0581	
α-Ocimene	ND	-	
β-Ocimene	ND	-	
α-Pinene	261	0.0261	
β-Pinene	929	0.0929	
α-Terpinene	ND	-	
γ-Terpinene	ND	-	
Terpinolene	ND	-	
TOTAL	14500	1.45	



Abbreviations: GC - Gas Chromatography, MS - Mass Spectrometry, RL - Reporting Limit

Abbreviations: ND - Not Detected, LOD - Limit of Detection, LOQ - Limit of Quantitation

This information is provided as a service and makes no claims of efficacy and/or safety of this product.

Results are applicable only for the sample(s) analyzed and for the specific analysis conducted.

This report is for informational purposes only and should not be used to diagnose, treat, or prevent any medical-related symptoms.

The statements and results herein have not been approved and/or endorsed by the FDA.

Reporting Limit (µg/g): 72.6

"-" Not detected above LOD.

REPORT OF LABORATORY ANALYSIS

This report shall not be reproduced, except in full, without the written consent of Felling Analytical Services and Technology (F.A.S.T.), LLC

www.FASTLaboratories.com

Kyle W. Felling, Ph.D.
Laboratory Director



CERTIFICATE OF ANALYSIS (SAMPLE ID: SA36337)

Testing Location:	Customer ID: 2161	Order ID: OR10682	Sample Type: Primary
Arkansas	River Valley Relief Cultivation	Lot Number:	Matrix: Flower
232 S. Broadview St.	5601 Old Greenwood Rd Suite C	M00065C13134747245	Mass: 21g
Greenbrier, AR 72058	Fort Smith, AR 72903	Production Run:	Date Collected: 10/30/2023
License: ADH 113	License: 00065C	4046H202310212RTZ-3	Date Received: 10/31/2023
Cultivar (Strain) or Sample Description: Runtz			Date Completed: 11/01/2023

PESTICIDES PROFILE (SOP: SOP-PEST-001)

Analysis Date/Time: 10/31/2023 1842

Analyst: KF


Method: LC/MS/MS

Instrument: Shimadzu LC-8050

Deviations from SOP:

None

Pesticide	Result (µg/g)	LOD (µg/g)	LOQ (µg/g)	Action Level (µg/g)	Pesticide	Result (µg/g)	LOD (µg/g)	LOQ (µg/g)	Action Level (µg/g)
Abamectin (71751-41-2)	-	0.0434	0.347	0.5	Kresoxim-methyl (143390-89-0)	-	0.0434	0.347	0.4
Acephate (30560-19-1)	-	0.0434	0.347	0.4	Malathion (121-75-5)	-	0.0434	0.347	0.2
Acetaminophen (57960-19-7)	-	0.0434	0.347	2	Metalaxyl (57837-19-1)	-	0.0434	0.347	0.2
Acetamiprid (135410-20-7)	-	0.0434	0.347	0.2	Methiocarb (2032-65-7)	-	0.0434	0.347	0.2
Aldicarb (116-06-3)	-	0.0434	0.347	0.4	Methomyl (16752-77-5)	-	0.0434	0.347	0.4
Azoxystrobin (131860-33-8)	-	0.0434	0.347	0.2	Methyl parathion (298-0-0)	-	0.0434	0.347	0.2
Bifenazate (149877-41-8)	-	0.0434	0.347	0.2	MGK 264 (113-48-4)	-	0.0434	0.347	0.2
Bifenthrin (82657-04-3)	-	0.0434	0.347	0.2	Myclobutanil (88671-89-0)	-	0.0434	0.347	0.2
Boscalid (188425-85-6)	-	0.0434	0.347	0.4	Naled (300-76-5)	-	0.0434	0.347	0.5
Carbaryl (63-25-2)	-	0.0434	0.347	0.2	Oxamyl (23135-22-0)	-	0.0434	0.347	1
Carbofuran (1563-66-2)	-	0.0434	0.347	0.2	Paclobutrazol (76738-62-0)	-	0.0434	0.347	0.4
Chlorantraniliprole (800008-45-7)	-	0.0434	0.347	0.2	Permethrins (52645-53-1)	-	0.0434	0.347	0.2
Chlorfenapyr (122453-73-0)	-	0.0434	0.347	1	Phosmet (732-11-6)	-	0.0434	0.347	0.2
Chlorpyrifos (2921-88-2)	-	0.0434	0.347	0.2	Piperonyl butoxide (51-03-6)	-	0.0434	0.347	2
Clofentezine (74115-24-5)	-	0.0434	0.347	0.2	Prallethrin (2331-36-9)	-	0.0434	0.347	0.2
Cyfluthrin (68359-37-5)	-	0.0434	0.347	1	Propiconazole (60207-90-1)	-	0.0434	0.347	0.4
Cypermethrin (52315-07-8)	-	0.0434	0.347	1	Propoxur (114-26-1)	-	0.0434	0.347	0.2
Daminozide (1596-84-5)	-	0.0434	0.347	1	Pyrethrins (8003-34-7)	-	0.0434	0.347	1
DDVP (62-73-7)	-	0.0434	0.347	0.1	Pyridaben (96489-71-3)	-	0.0434	0.347	0.2
Diazinon (333-41-5)	-	0.0434	0.347	0.2	Spinosad (168316-95-8)	-	0.0434	0.347	0.2
Dimethoate (60-51-5)	-	0.0434	0.347	0.2	Spiromesifen (283594-90-1)	-	0.0434	0.347	0.2
Ethoprophos (13194-48-4)	-	0.0434	0.347	0.2	Spirotetramat (203313-25-1)	-	0.0434	0.347	0.2
Etofenprox (80844-07-1)	-	0.0434	0.347	0.4	Spiroxamine (118134-30-8)	-	0.0434	0.347	0.4
Etoazoxole (153233-91-1)	-	0.0434	0.347	0.2	Tebuconazole (80443-41-0)	-	0.0434	0.347	0.4
Fenoxycarb (72490-01-8)	-	0.0434	0.347	0.2	Thiacloprid (111988-49-9)	-	0.0434	0.347	0.2
(E)-Fenpyroximate (134098-61-6)	-	0.0434	0.347	0.4	Thiamethoxam (153719-23-4)	-	0.0434	0.347	0.2
Fipronil (120068-37-3)	-	0.0434	0.347	0.4	Trifloxystrobin (141517-21-7)	-	0.0434	0.347	0.2
Flonicamid (158062-67-0)	-	0.0434	0.347	1					
Fludioxinil (131341-86-1)	-	0.0434	0.347	0.4					
Hexythiazox (78587-05-0)	-	0.0434	0.347	1					
Imazalil (35554-44-0)	-	0.0434	0.347	0.2					
Imidacloprid (138261-41-3)	-	0.0434	0.347	0.4					



Color Key

RESULT < AL
RESULT > AL

"DET" detected less than LOQ
"- " not detected above LOD
Permethrins measured as the cumulative residue of the *cis*- and *trans*- permethrin isomers.
Pyrethrins measured as the cumulative residue of the pyrethrin I, cinerin I, and jasmolin I isomers.
Action levels are referenced from the State of Arkansas MMJ testing guidelines.
A value of "-" for the action level means that analyte is not currently regulated by the regulations referenced above.
Disclaimer: This information is provided as a service and makes no claims of efficacy and/or safety of this product. Results are applicable only for the sample(s) analyzed and for the specific analysis conducted. This report is for informational purposes only and should not be used to diagnose, treat, or prevent any medical-related symptoms. The statements and results herein have not been approved and/or endorsed by the FDA.

Abbreviations: LC - Liquid Chromatography, MS - Mass Spectrometry, RL - Reporting Limit, AL - Action Level, CAS - Chemical Abstract Services, LOD - Limit of Detection, LOQ - Limit of Quantification

Pesticide	Synonym(s)	Pesticide	Synonym(s)	Pesticide	Synonym(s)
Cyfluthrin	Baythroid	Myclobutanil	Systhane	Propiconazole	Tilt
DDVP	Dichlorvos	Naled	Dibrom	Propoxur	Baygon
Ethoprophos	Prophos	Phosmet	Imidan		

REPORT OF LABORATORY ANALYSIS

This report shall not be reproduced, except in full, without the written consent of
Felling Analytical Services and Technology (F.A.S.T.), LLC

www.FASTLaboratories.com

Kyle W. Felling
Kyle W. Felling, Ph.D.
Laboratory Director




CERTIFICATE OF ANALYSIS (SAMPLE ID: SA36337)

Testing Location:	Customer ID: 2161	Order ID: OR10682	Sample Type: Primary
Arkansas	River Valley Relief Cultivation	Lot Number:	Matrix: Flower
232 S. Broadview St.	5601 Old Greenwood Rd Suite C	M00065C13134747245	Mass: 21g
Greenbrier, AR 72058	Fort Smith, AR 72903	Production Run:	Date Collected: 10/30/2023
License: ADH 113	License: 00065C	4046H202310212RTZ-3	Date Received: 10/31/2023
Cultivar (Strain) or Sample Description: Runtz			Date Completed: 11/01/2023

HEAVY METAL PROFILE (SOP: SOP-ICP-200.6)

Analysis Date/Time: 10/31/2023 1818 (ICP/OES)	Method: ICP/MS	Deviations from SOP:
Analysis Date/Time: - (DMA)	Instrument: Agilent 7500ce	None
Analyst: KF		

<u>Heavy Metal</u>	<u>Result</u> (µg/kg)	<u>LOD</u> (µg/kg)	<u>LOQ</u> (µg/kg)	<u>Action Level</u> (µg/kg)
Arsenic (As)	-	57.4	90.8	200
Cadmium (Cd)	-	57.4	90.8	200
Lead (Pb)	-	57.4	90.8	500
Mercury (Hg)	-	57.4	90.8	100



Abbreviations: ICP - Inductively-Coupled Plasma, OES - Optical Emission Spectroscopy,
DMA - Direct Mercury Analyzer, RL - Reporting Limit, AL - Action Level, LOD - Limit of Detection, LOQ - Limit of Quantitation

Color Key

RESULT < AL
RESULT > AL

"DET" detected less than LOQ

"-" not detected above LOD

Action levels for heavy metals are referenced from the State of Arkansas MMJ testing guidelines.

Disclaimer: This information is provided as a service and makes no claims of efficacy and/or safety of this product. Results are applicable only for the sample(s) analyzed and for the specific analysis conducted. This report is for informational purposes only and should not be used to diagnose, treat, or prevent any medical-related symptoms. The statements and results herein have not been approved and/or endorsed by the FDA.

REPORT OF LABORATORY ANALYSIS

This report shall not be reproduced, except in full, without the written consent of
Felling Analytical Services and Technology (F.A.S.T.), LLC

www.FASTLaboratories.com

Kyle W. Felling
Kyle W. Felling, Ph.D.
Laboratory Director




CERTIFICATE OF ANALYSIS (SAMPLE ID: SA36337)

Testing Location:	Customer ID: 2161	Sample ID: SA36337	Sample Type: Primary
Arkansas	River Valley Relief Cultivation	Lot Number:	Matrix: Flower
232 S. Broadview St.	5601 Old Greenwood Rd Suite C	M00065C13134747245	Mass: 21g
Greenbrier, AR 72058	Fort Smith, AR 72903	Production Run:	Date Collected: 10/30/2023
License: ADA 05_H273	License: 00065C	4046H202310212RTZ-3	Date Received: 10/31/2023
Cultivar (Strain) or Sample Description: Runtz			Date Completed: 11/01/2023

MICROBIOLOGICAL PROFILE (SOP: SOP-Micro-001)

Analysis Date/Time: 11/01/2023 0904	Method: Hardy Diagnostics CompactDry	Deviations from SOP:
Analyst: PW	Instrument: Thermo Incubator	None

Bacteria/Microbe	Result (CFU/g)	Action Level (CFU/g)
Aerobic Plate Count	NT	-
Coliforms, Total	Absent	1
Escherichia Coli (E. Coli)	Absent	100
Mold/Yeast	NT	-
Pseudomonas aeruginosa	NT	-
Salmonella spp.	NT	-
Staphylococcus aureus	NT	-



Abbreviations: EC - Escherichia Coli, CFU - Colony-Forming Unit, RL - Reporting Limit,
AL - Action Level, TNTC - Too Numerous To Count, NT - Not Tested
Absent - Not Detected Above RL, Present - Detected Above RL

Color Key

RESULT < AL

RESULT > AL

Reporting Limit (CFU/g)

1

Action levels for microbiology are referenced from the State of Arkansas MMJ testing guidelines.
A value of "-" for the action level means that analyte is not currently regulated by the regulations referenced above.

Disclaimer: This information is provided as a service and makes no claims of efficacy and/or safety of this product. Results are applicable only for the sample(s) analyzed and for the specific analysis conducted. This report is for informational purposes only and should not be used to diagnose, treat, or prevent any medical-related symptoms. The statements and results herein have not been approved and/or endorsed by the FDA.

REPORT OF LABORATORY ANALYSIS

This report shall not be reproduced, except in full, without the written consent of
Felling Analytical Services and Technology (F.A.S.T.), LLC

www.FASTLaboratories.com

Kyle W. Felling
Kyle W. Felling, Ph.D.
Laboratory Director

