

**SUMMARY OF ANALYSIS (SAMPLE ID: SA40000)**

|  |   |  |   |
|--|---|--|---|
| <b>Testing Location:</b><br>Arkansas<br>232 S. Broadview St.<br>Greenbrier, AR 72058<br>License: ADH 113 | <b>Customer ID:</b> 2161<br>River Valley Relief Cultivation<br>5601 Old Greenwood Rd Suite C<br>Fort Smith, AR 72903<br>License: 00065C | <b>Order ID:</b> OR11407<br><b>Lot Number:</b> M00065C13136801904<br><b>Production Run:</b> 7084H20241209FWT-2 | <b>Sample Type:</b> Primary<br><b>Matrix:</b> Flower<br><b>Mass:</b> 22g<br><b>Date Collected:</b> 01/24/2025<br><b>Date Received:</b> 01/27/2025 |
| <b>Cultivar (Strain) or Sample Description:</b> Fresh Water Taffy  |   |  | <b>Date Completed:</b> 01/29/2025   |

\*This page is simply a summary of the analysis performed. For analytical details, please consult the individual Certificate(s) of Analysis for each of the specific test(s) performed. All contaminant action levels are referenced from the State of Arkansas MMJ testing guidelines.

**Moisture Content (%)**

10.6

**Water Activity (aw)**

0.327 @ 24.3°C

**PASS/FAIL**

**PASS**

Moisture content/water activity action levels are referenced from the State of Arkansas MMJ testing guidelines.


Moisture content levels less than 15% are recommended but the sample does not fail. Water activity levels must be less than 0.65aw.

| <b>Cannabinoids (Top 3)</b> | <b>(%)</b> | <b>mg/g</b> |
|-----------------------------|------------|-------------|
| THCA                        | 25.8       | 258         |
| Δ9-THC                      | 1.39       | 13.9        |
| CBGA                        | 0.891      | 8.91        |
| TOTAL CBD                   | 0.000      | 0.000       |
| TOTAL THC                   | 24.0       | 240         |
| TOTAL CANNABINOIDS          | 28.2       | 282         |

| <b>Terpenes (Top 5)</b> | <b>(%)</b> | <b>µg/g</b> |
|-------------------------|------------|-------------|
| d-Limonene              | 1.21       | 12100       |
| β-Myrcene               | 0.578      | 5780        |
| Linalool                | 0.455      | 4550        |
| β-Caryophyllene         | 0.335      | 3350        |
| β-Pinene                | 0.214      | 2140        |
| TOTAL TERPENES          | 3.41       | 34100       |

| <b>Contaminants</b> | <b>PASS/FAIL</b> |
|---------------------|------------------|
| Heavy Metals:       | <b>PASS</b>      |
| Microbiology:       | <b>PASS</b>      |
| Pesticides:         | <b>PASS</b>      |

**Sample Picture Upon Receipt**



Scan the QR code to verify results.

This information is provided as a service and makes no claims of efficacy and/or safety of this product.

Results are applicable only for the sample(s) analyzed and for the specific analysis conducted.

This report is for informational purposes only and should not be used to diagnose, treat, or prevent any medical-related symptoms.

The statements and results herein have not been approved and/or endorsed by the FDA.

**REPORT OF LABORATORY ANALYSIS**

This report shall not be reproduced, except in full, without the written consent of Felling Analytical Services and Technology (F.A.S.T.), LLC

*Kyle W. Felling*  
Kyle W. Felling, Ph.D.  
Laboratory Director

[www.FASTLaboratories.com](http://www.FASTLaboratories.com)




**CERTIFICATE OF ANALYSIS (SAMPLE ID: SA40000)**

|  |   |  |   |
|--|---|--|---|
| <b>Testing Location:</b><br>Arkansas<br>232 S. Broadview St.<br>Greenbrier, AR 72058<br>License: ADH 113 | <b>Customer ID:</b> 2161<br>River Valley Relief Cultivation<br>5601 Old Greenwood Rd Suite C<br>Fort Smith, AR 72903<br>License: 00065C | <b>Order ID:</b> OR11407<br><b>Lot Number:</b> M00065C13136801904<br><b>Production Run:</b> 7084H20241209FWT-2 | <b>Sample Type:</b> Primary<br><b>Matrix:</b> Flower<br><b>Mass:</b> 22g<br><b>Date Collected:</b> 01/24/2025<br><b>Date Received:</b> 01/27/2025 |
| <b>Cultivar (Strain) or Sample Description:</b> Fresh Water Taffy  |   |  | <b>Date Completed:</b> 01/29/2025   |

**CANNABINOID (POTENCY) PROFILE (SOP: SOP-CANN-001)**

**Analysis Date/Time:** 01/28/2025 1343      **Method:** HPLC/DAD      **Moisture Content (%):** 10.6  
**Analyst:** PW      **Instrument:** Agilent 1100      **Water Activity (aw):** 0.327 @ 24.3°C

| <u>Cannabinoid</u> | <u>Result (%)</u> | <u>Result (mg/g)</u> | <u>LOD (mg/g)</u> | <u>LOQ (mg/g)</u> | <u>Result (mg/mL)</u> | <u>Per Serving (mg)</u> | <u>Per Unit (mg)</u> |
|--------------------|-------------------|----------------------|-------------------|-------------------|-----------------------|-------------------------|----------------------|
| CBC                | ND                | ND                   | 0.0437            | 0.102             | -                     | 0.000                   | 0.000                |
| CBCA               | ND                | ND                   | 0.136             | 0.317             | -                     | 0.000                   | 0.000                |
| CBD                | ND                | ND                   | 0.308             | 0.720             | -                     | 0.000                   | 0.000                |
| CBDA               | ND                | ND                   | 0.114             | 0.265             | -                     | 0.000                   | 0.000                |
| CBDV               | ND                | ND                   | 0.0495            | 0.115             | -                     | 0.000                   | 0.000                |
| CBDVA              | ND                | ND                   | 0.132             | 0.308             | -                     | 0.000                   | 0.000                |
| CBG                | DET               | DET                  | 0.200             | 0.467             | -                     | 0.000                   | 0.000                |
| CBGA               | 0.891             | 8.91                 | 0.284             | 0.335             | -                     | 7.97                    | 7.97                 |
| CBL                | ND                | ND                   | 0.231             | 0.540             | -                     | 0.000                   | 0.000                |
| CBN                | ND                | ND                   | 0.106             | 0.248             | -                     | 0.000                   | 0.000                |
| CBNA               | ND                | ND                   | 0.115             | 0.267             | -                     | 0.000                   | 0.000                |
| CBT                | ND                | ND                   | 0.166             | 0.388             | -                     | 0.000                   | 0.000                |
| Δ9-THC             | 1.39              | 13.9                 | 0.127             | 0.297             | -                     | 12.4                    | 12.4                 |
| Δ8-THC             | ND                | ND                   | 0.199             | 0.464             | -                     | 0.000                   | 0.000                |
| THCA               | 25.8              | 258                  | 0.0690            | 0.161             | -                     | 231                     | 231                  |
| THCV               | ND                | ND                   | 0.166             | 0.386             | -                     | 0.000                   | 0.000                |
| THCVA              | 0.0949            | 0.949                | 0.0529            | 0.123             | -                     | 0.848                   | 0.848                |
| <b>TOTAL</b>       | <b>28.2</b>       | <b>282</b>           |                   |                   |                       | <b>252</b>              | <b>252</b>           |
| <b>TOTAL CBC</b>   | <b>0.000</b>      | <b>0.000</b>         |                   |                   |                       | <b>0.000</b>            | <b>0.000</b>         |
| <b>TOTAL CBD</b>   | <b>0.000</b>      | <b>0.000</b>         |                   |                   |                       | <b>0.000</b>            | <b>0.000</b>         |
| <b>TOTAL CBDV</b>  | <b>0.000</b>      | <b>0.000</b>         |                   |                   |                       | <b>0.000</b>            | <b>0.000</b>         |
| <b>TOTAL CBG</b>   | <b>0.783</b>      | <b>7.83</b>          |                   |                   |                       | <b>7.00</b>             | <b>7.00</b>          |
| <b>TOTAL CBN</b>   | <b>0.000</b>      | <b>0.000</b>         |                   |                   |                       | <b>0.000</b>            | <b>0.000</b>         |
| <b>TOTAL THC</b>   | <b>24.0</b>       | <b>240</b>           |                   |                   |                       | <b>215</b>              | <b>215</b>           |
| <b>TOTAL THCV</b>  | <b>0.0822</b>     | <b>0.822</b>         |                   |                   |                       | <b>0.735</b>            | <b>0.735</b>         |



**SERVING MASS (g):** 1.00  
**SERVINGS/UNIT:** 1

"-" Not reported for this sample.

*Deviations from standard operating procedure:*  
None

*Recoveries for all analyte standards:* 90-110%  
*Replicate Uncertainties:* <5% RSD, <20% RPD  
*Sample/Reagent Blanks:* <RL for all analytes

Values for plant matter are adjusted for moisture content.

Total CBC = (CBCA x 0.877) + CBC  
 Total CBD = (CBDA x 0.877) + CBD  
 Total CBDV = (CBDVA x 0.867) + CBDV  
 Total CBG = (CBGA x 0.878) + CBG  
 Total CBN = (CBNA x 0.876) + CBN  
 Total THC = (THCA x 0.877) + Δ9-THC  
 Total THCV = (THCVA x 0.867) + THCV

Percentage results are reported by mass.

mg/g results are reported as mass component per mass material.

*Abbreviations:* DAD - Diode Array Detector, HPLC - High Pressure Liquid Chromatography, RL - Reporting Limit, RPD - Relative Percent Difference, RSD - Relative Standard Deviation, DET - Detected (less than LOQ), LOD - Limit of Detection, LOQ - Limit of Quantitation, ND - Not Detected (less than LOD)

This information is provided as a service and makes no claims of efficacy and/or safety of this product. Results are applicable only for the sample(s) analyzed and for the specific analysis conducted. This report is for informational purposes only and should not be used to diagnose, treat, or prevent any medical-related symptoms.

The statements and results herein have not been approved and/or endorsed by the FDA.

**REPORT OF LABORATORY ANALYSIS**

This report shall not be reproduced, except in full, without the written consent of Felling Analytical Services and Technology (F.A.S.T.), LLC



**CERTIFICATE OF ANALYSIS (SAMPLE ID: SA40000)**

|  |   |  |   |
|--|---|--|---|
| <b>Testing Location:</b><br>Arkansas<br>232 S. Broadview St.<br>Greenbrier, AR 72058<br>License: ADH 113 | <b>Customer ID:</b> 2161<br>River Valley Relief Cultivation<br>5601 Old Greenwood Rd Suite C<br>Fort Smith, AR 72903<br>License: 00065C | <b>Order ID:</b> OR11407<br><b>Lot Number:</b> M00065C13136801904<br><b>Production Run:</b> 7084H20241209FWT-2 | <b>Sample Type:</b> Primary<br><b>Matrix:</b> Flower<br><b>Mass:</b> 22g<br><b>Date Collected:</b> 01/24/2025<br><b>Date Received:</b> 01/27/2025 |
| <b>Cultivar (Strain) or Sample Description:</b> Fresh Water Taffy  |   |  | <b>Date Completed:</b> 01/29/2025   |


**TERPENOID PROFILE**

**Analysis Date/Time:** 01/28/2025 1918  
**Analyst:** KF

**Method:** GC/MS  
**Instrument:** Agilent 7890/5975

**Deviations from SOP:**  
None

| <u>Terpene</u>      | <u>Result (µg/g)</u> | <u>Result (%)</u> |  |
|---------------------|----------------------|-------------------|--|
| α-Bisabolol         | 70.0                 | 0.00700           |  |
| Camphene            | 499                  | 0.0499            |  |
| δ-3-Carene          | 164                  | 0.0164            |  |
| β-Caryophyllene     | 3350                 | 0.335             |  |
| Caryophyllene oxide | ND                   | -                 |  |
| p-Cymene            | 149                  | 0.0149            |  |
| Eucalyptol          | 83.3                 | 0.00833           |  |
| Geraniol            | 538                  | 0.0538            |  |
| Guaiol              | ND                   | -                 |  |
| α-Humulene          | 1240                 | 0.124             |  |
| Isopulegol          | 205                  | 0.0205            |  |
| d-Limonene          | 12100                | 1.21              |  |
| Linalool            | 4550                 | 0.455             |  |
| β-Myrcene           | 5780                 | 0.578             |  |
| cis-Nerolidol       | ND                   | -                 |  |
| trans-Nerolidol     | 274                  | 0.0274            |  |
| α-Ocimene           | 213                  | 0.0213            |  |
| β-Ocimene           | 865                  | 0.0865            |  |
| α-Pinene            | 1460                 | 0.146             |  |
| β-Pinene            | 2140                 | 0.214             |  |
| α-Terpinene         | 173                  | 0.0173            |  |
| γ-Terpinene         | 87.7                 | 0.00877           |  |
| Terpinolene         | 180                  | 0.0180            |  |
| <b>TOTAL</b>        | <b>34100</b>         | <b>3.41</b>       |  |



*Abbreviations:* GC - Gas Chromatography, MS - Mass Spectrometry, RL - Reporting Limit  
*Abbreviations:* ND - Not Detected, LOD - Limit of Detection, LOQ - Limit of Quantitation

This information is provided as a service and makes no claims of efficacy and/or safety of this product.

Results are applicable only for the sample(s) analyzed and for the specific analysis conducted.

This report is for informational purposes only and should not be used to diagnose, treat, or prevent any medical-related symptoms.

The statements and results herein have not been approved and/or endorsed by the FDA.

**Reporting Limit (µg/g): 47.9**

"-" Not detected above LOD.

*Kyle W. Felling*  
Kyle W. Felling, Ph.D.  
Laboratory Director

**REPORT OF LABORATORY ANALYSIS**  
This report shall not be reproduced, except in full, without the written consent of Felling Analytical Services and Technology (F.A.S.T.), LLC

[www.FASTLaboratories.com](http://www.FASTLaboratories.com)



**CERTIFICATE OF ANALYSIS (SAMPLE ID: SA40000)**

|  |   |  |   |
|--|---|--|---|
| <b>Testing Location:</b><br>Arkansas<br>232 S. Broadview St.<br>Greenbrier, AR 72058<br>License: ADH 113 | <b>Customer ID:</b> 2161<br>River Valley Relief Cultivation<br>5601 Old Greenwood Rd Suite C<br>Fort Smith, AR 72903<br>License: 00065C | <b>Order ID:</b> OR11407<br><b>Lot Number:</b> M00065C13136801904<br><b>Production Run:</b> 7084H20241209FWT-2 | <b>Sample Type:</b> Primary<br><b>Matrix:</b> Flower<br><b>Mass:</b> 22g<br><b>Date Collected:</b> 01/24/2025<br><b>Date Received:</b> 01/27/2025 |
| <b>Cultivar (Strain) or Sample Description:</b> Fresh Water Taffy  |   |  | <b>Date Completed:</b> 01/29/2025   |

**PESTICIDES PROFILE (SOP: SOP-PEST-001)**

**Analysis Date/Time:** 01/28/2025 1821  
**Analyst:** KF

**Method:** LC/MS/MS  
**Instrument:** Shimadzu LC-8050

**Deviations from SOP:**  
None

| Pesticide                         | Result (µg/g) | LOD (µg/g) | LOQ (µg/g) | Action Level (µg/g) | Pesticide                     | Result (µg/g) | LOD (µg/g) | LOQ (µg/g) | Action Level (µg/g) |
|-----------------------------------|---------------|------------|------------|---------------------|-------------------------------|---------------|------------|------------|---------------------|
| Abamectin (71751-41-2)            | -             | 0.0476     | 0.381      | 0.5                 | Kresoxim-methyl (143390-89-0) | -             | 0.0476     | 0.381      | 0.4                 |
| Acephate (30560-19-1)             | -             | 0.0476     | 0.381      | 0.4                 | Malathion (121-75-5)          | -             | 0.0476     | 0.381      | 0.2                 |
| Acequinocyl (57960-19-7)          | -             | 0.0476     | 0.381      | 2                   | Metalaxyl (57837-19-1)        | -             | 0.0476     | 0.381      | 0.2                 |
| Acetamiprid (135410-20-7)         | -             | 0.0476     | 0.381      | 0.2                 | Methiocarb (2032-65-7)        | -             | 0.0476     | 0.381      | 0.2                 |
| Aldicarb (116-06-3)               | -             | 0.0476     | 0.381      | 0.4                 | Methomyl (16752-77-5)         | -             | 0.0476     | 0.381      | 0.4                 |
| Azoxystrobin (131860-33-8)        | -             | 0.0476     | 0.381      | 0.2                 | Methyl parathion (298-0-0)    | -             | 0.0476     | 0.381      | 0.2                 |
| Bifenazate (149877-41-8)          | -             | 0.0476     | 0.381      | 0.2                 | MGK 264 (113-48-4)            | -             | 0.0476     | 0.381      | 0.2                 |
| Bifenthrin (82657-04-3)           | -             | 0.0476     | 0.381      | 0.2                 | Myclobutanil (88671-89-0)     | -             | 0.0476     | 0.381      | 0.2                 |
| Boscalid (188425-85-6)            | -             | 0.0476     | 0.381      | 0.4                 | Naled (300-76-5)              | -             | 0.0476     | 0.381      | 0.5                 |
| Carbaryl (63-25-2)                | -             | 0.0476     | 0.381      | 0.2                 | Oxamyl (23135-22-0)           | -             | 0.0476     | 0.381      | 1                   |
| Carbofuran (1563-66-2)            | -             | 0.0476     | 0.381      | 0.2                 | Pacllobutrazol (76738-62-0)   | -             | 0.0476     | 0.381      | 0.4                 |
| Chlorantraniliprole (800008-45-7) | -             | 0.0476     | 0.381      | 0.2                 | Permethrins (52645-53-1)      | -             | 0.0476     | 0.381      | 0.2                 |
| Chlorfenapyr (122453-73-0)        | -             | 0.0476     | 0.381      | 1                   | Phosmet (732-11-6)            | -             | 0.0476     | 0.381      | 0.2                 |
| Chlorpyrifos (2921-88-2)          | -             | 0.0476     | 0.381      | 0.2                 | Piperonyl butoxide (51-03-6)  | -             | 0.0476     | 0.381      | 2                   |
| Clofentezine (74115-24-5)         | -             | 0.0476     | 0.381      | 0.2                 | Prallethrins (2331-36-9)      | -             | 0.0476     | 0.381      | 0.2                 |
| Cyfluthrin (68359-37-5)           | -             | 0.0476     | 0.381      | 1                   | Propiconazole (60207-90-1)    | -             | 0.0476     | 0.381      | 0.4                 |
| Cypermethrin (52315-07-8)         | -             | 0.0476     | 0.381      | 1                   | Propoxur (114-26-1)           | -             | 0.0476     | 0.381      | 0.2                 |
| Daminozide (1596-84-5)            | -             | 0.0476     | 0.381      | 1                   | Pyrethrins (8003-34-7)        | -             | 0.0476     | 0.381      | 1                   |
| DDVP (62-73-7)                    | -             | 0.0476     | 0.381      | 0.1                 | Pyridaben (96489-71-3)        | -             | 0.0476     | 0.381      | 0.2                 |
| Diazinon (333-41-5)               | -             | 0.0476     | 0.381      | 0.2                 | Spinosad (168316-95-8)        | -             | 0.0476     | 0.381      | 0.2                 |
| Dimethoate (60-51-5)              | -             | 0.0476     | 0.381      | 0.2                 | Spiromesifen (283594-90-1)    | -             | 0.0476     | 0.381      | 0.2                 |
| Ethoprophos (13194-48-4)          | -             | 0.0476     | 0.381      | 0.2                 | Spirotetramat (203313-25-1)   | -             | 0.0476     | 0.381      | 0.2                 |
| Etofenprox (80844-07-1)           | -             | 0.0476     | 0.381      | 0.4                 | Spiroxamine (118134-30-8)     | -             | 0.0476     | 0.381      | 0.4                 |
| Etoxazole (153233-91-1)           | -             | 0.0476     | 0.381      | 0.2                 | Tebuconazole (80443-41-0)     | -             | 0.0476     | 0.381      | 0.4                 |
| Fenoxycarb (72490-01-8)           | -             | 0.0476     | 0.381      | 0.2                 | Thiacloprid (111988-49-9)     | -             | 0.0476     | 0.381      | 0.2                 |
| (E)-Fenpyroximate (134098-61-6)   | -             | 0.0476     | 0.381      | 0.4                 | Thiamethoxam (153719-23-4)    | -             | 0.0476     | 0.381      | 0.2                 |
| Fipronil (120068-37-3)            | -             | 0.0476     | 0.381      | 0.4                 | Trifloxystrobin (141517-21-7) | -             | 0.0476     | 0.381      | 0.2                 |
| Fonicamid (158062-67-0)           | -             | 0.0476     | 0.381      | 1                   |                               |               |            |            |                     |
| Fludioxinil (131341-86-1)         | -             | 0.0476     | 0.381      | 0.4                 |                               |               |            |            |                     |
| Hexythiazox (78587-05-0)          | -             | 0.0476     | 0.381      | 1                   |                               |               |            |            |                     |
| Imazalil (35554-44-0)             | -             | 0.0476     | 0.381      | 0.2                 |                               |               |            |            |                     |
| Imidacloprid (138261-41-3)        | -             | 0.0476     | 0.381      | 0.4                 |                               |               |            |            |                     |



**Color Key**

**RESULT < AL**  
**RESULT > AL**

"DET" detected less than LOQ  
"-." not detected above LOD  
Permethrins measured as the cumulative residue of the *cis*- and *trans*- permethrin isomers.  
Pyrethrins measured as the cumulative residue of the pyrethrin I, cinerin I, and jasmolin I isomers.  
Action levels are referenced from the State of Arkansas MMJ testing guidelines.  
A value of "-" for the action level means that analyte is not currently regulated by the regulations referenced above.  
*Disclaimer:* This information is provided as a service and makes no claims of efficacy and/or safety of this product. Results are applicable only for the sample(s) analyzed and for the specific analysis conducted. This report is for informational purposes only and should not be used to diagnose, treat, or prevent any medical-related symptoms. The statements and results herein have not been approved and/or endorsed by the FDA.

Abbreviations: LC - Liquid Chromatography, MS - Mass Spectrometry, RL - Reporting Limit, AL - Action Level, CAS - Chemical Abstract Services, LOD - Limit of Detection, LOQ - Limit of Quantification

| Pesticide   | Synonym(s) | Pesticide    | Synonym(s) | Pesticide     | Synonym(s) |
|-------------|------------|--------------|------------|---------------|------------|
| Cyfluthrin  | Baythroid  | Myclobutanil | Systhane   | Propiconazole | Tilt       |
| DDVP        | Dichlorvos | Naled        | Dibrom     | Propoxur      | Baygon     |
| Ethoprophos | Prophos    | Phosmet      | Imidan     |               |            |

**REPORT OF LABORATORY ANALYSIS**

This report shall not be reproduced, except in full, without the written consent of Felling Analytical Services and Technology (F.A.S.T.), LLC

*Kyle W. Felling*  
Kyle W. Felling, Ph.D.  
Laboratory Director




**CERTIFICATE OF ANALYSIS (SAMPLE ID: SA40000)**

|  |   |  |   |
|--|---|--|---|
| <b>Testing Location:</b><br>Arkansas<br>232 S. Broadview St.<br>Greenbrier, AR 72058<br>License: ADH 113 | <b>Customer ID:</b> 2161<br>River Valley Relief Cultivation<br>5601 Old Greenwood Rd Suite C<br>Fort Smith, AR 72903<br>License: 00065C | <b>Order ID:</b> OR11407<br><b>Lot Number:</b> M00065C13136801904<br><b>Production Run:</b> 7084H20241209FWT-2 | <b>Sample Type:</b> Primary<br><b>Matrix:</b> Flower<br><b>Mass:</b> 22g<br><b>Date Collected:</b> 01/24/2025<br><b>Date Received:</b> 01/27/2025 |
| <b>Cultivar (Strain) or Sample Description:</b> Fresh Water Taffy  |   |  | <b>Date Completed:</b> 01/29/2025   |

**HEAVY METAL PROFILE (SOP: SOP-ICP-200.6)**

|  |  |                                     |
|--|--|-------------------------------------|
| <b>Analysis Date/Time:</b> 01/28/2025 1830 | <b>Method:</b> ICP/MS<br><b>Instrument:</b> Agilent 7500ce | <b>Deviations from SOP:</b><br>None |
| <b>Analyst:</b> KF                         |  |                                     |

| <u>Heavy Metal</u> | <u>Result (µg/kg)</u> | <u>LOD (µg/kg)</u> | <u>LOQ (µg/kg)</u> | <u>Action Level (µg/kg)</u> |
|--------------------|-----------------------|--------------------|--------------------|-----------------------------|
| Arsenic (As)       | -                     | 59.0               | 93.4               | 200                         |
| Cadmium (Cd)       | -                     | 59.0               | 93.4               | 200                         |
| Lead (Pb)          | -                     | 59.0               | 93.4               | 500                         |
| Mercury (Hg)       | -                     | 59.0               | 93.4               | 100                         |



Abbreviations: ICP - Inductively-Coupled Plasma, OES - Optical Emission Spectroscopy, DMA - Direct Mercury Analyzer, RL - Reporting Limit, AL - Action Level, LOD - Limit of Detection, LOQ - Limit of Quantitation

**Color Key**

|             |
|-------------|
| RESULT < AL |
| RESULT > AL |

"DET" detected less than LOQ  
"-" not detected above LOD

Action levels for heavy metals are referenced from the State of Arkansas MMJ testing guidelines.

**Disclaimer:** This information is provided as a service and makes no claims of efficacy and/or safety of this product. Results are applicable only for the sample(s) analyzed and for the specific analysis conducted. This report is for informational purposes only and should not be used to diagnose, treat, or prevent any medical-related symptoms. The statements and results herein have not been approved and/or endorsed by the FDA.

**REPORT OF LABORATORY ANALYSIS**

This report shall not be reproduced, except in full, without the written consent of Felling Analytical Services and Technology (F.A.S.T.), LLC

*Kyle W. Felling*  
Kyle W. Felling, Ph.D.  
Laboratory Director




**CERTIFICATE OF ANALYSIS (SAMPLE ID: SA40000)**

|  |   |   |  |
|--|---|---|--|
| <b>Testing Location:</b><br>Arkansas<br>232 S. Broadview St.<br>Greenbrier, AR 72058<br>License: ADA 05_H273 | <b>Customer ID:</b> 2161<br>River Valley Relief Cultivation<br>5601 Old Greenwood Rd Suite C<br>Fort Smith, AR 72903<br>License: 00065C | <b>Sample ID:</b> SA40000<br><b>Lot Number:</b> M00065C13136801904<br><b>Production Run:</b> 7084H20241209FWT-2 | <b>Sample Type:</b> Primary<br><b>Matrix:</b> Flower<br><b>Mass:</b> 22g<br><b>Date Collected:</b> 01/24/2025<br><b>Date Received:</b> 01/27/2025<br><b>Date Completed:</b> 01/29/2025 |
| <b>Cultivar (Strain) or Sample Description:</b> Fresh Water Taffy  |   |   |  |

**MICROBIOLOGICAL PROFILE (SOP: SOP-Micro-001)**

**Analysis Date/Time:** 01/28/2025 1147      **Method:** Hardy Diagnostics CompactDry      **Deviations from SOP:**  
**Analyst:** PW      **Instrument:** Thermo Incubator      None

| <u>Bacteria/Microbe</u>    | <u>Result (CFU/g)</u> | <u>Action Level (CFU/g)</u> |
|----------------------------|-----------------------|-----------------------------|
| Aerobic Plate Count        | NT                    | -                           |
| Coliforms, Total           | Present               | 1                           |
| Escherichia Coli (E. Coli) | Absent                | 100                         |
| Mold/Yeast                 | NT                    | -                           |
| Pseudomonas aeruginosa     | NT                    | -                           |
| Salmonella spp.            | NT                    | -                           |
| Staphylococcus aureus      | NT                    | -                           |



**Abbreviations:** EC - Escherichia Coli, CFU - Colony-Forming Unit, RL - Reporting Limit, AL - Action Level, TNTC - Too Numerous To Count, NT - Not Tested  
 Absent - Not Detected Above RL, Present - Detected Above RL

**Color Key**

**RESULT < AL**

**RESULT > AL**

**Reporting Limit (CFU/g)**  
1

Action levels for microbiology are referenced from the State of Arkansas MMJ testing guidelines.  
 A value of "-" for the action level means that analyte is not currently regulated by the regulations referenced above.

**Disclaimer:** This information is provided as a service and makes no claims of efficacy and/or safety of this product. Results are applicable only for the sample(s) analyzed and for the specific analysis conducted. This report is for informational purposes only and should not be used to diagnose, treat, or prevent any medical-related symptoms. The statements and results herein have not been approved and/or endorsed by the FDA.

**REPORT OF LABORATORY ANALYSIS**

This report shall not be reproduced, except in full, without the written consent of Felling Analytical Services and Technology (F.A.S.T.), LLC

*Kyle W. Felling*  
 Kyle W. Felling, Ph.D.  
 Laboratory Director

