

SUMMARY OF ANALYSIS (SAMPLE ID: SA40342)

Testing Location: Arkansas 232 S. Broadview St. Greenbrier, AR 72058 License: ADH 113	Customer ID: 2161 River Valley Relief Cultivation 5601 Old Greenwood Rd Suite C Fort Smith, AR 72903 License: 00065C	Order ID: OR11462 Lot Number: M00065C13138094683 Production Run: 3087H20250109KLP-3	Sample Type: Primary Matrix: Flower Mass: 14g Date Collected: 02/27/2025 Date Received: 02/27/2025
Cultivar (Strain) or Sample Description: Key Lime Pie			Date Completed: 03/02/2025

*This page is simply a summary of the analysis performed. For analytical details, please consult the individual Certificate(s) of Analysis for each of the specific test(s) performed. All contaminant action levels are referenced from the State of Arkansas MMJ testing guidelines.

Moisture Content (%)

10.2

Water Activity (aw)

0.406 @ 24.3°C

PASS/FAIL

PASS

Moisture content/water activity action levels are referenced from the State of Arkansas MMJ testing guidelines.


Moisture content levels less than 15% are recommended but the sample does not fail. Water activity levels must be less than 0.65aw.

Cannabinoids (Top 3)	(%)	mg/g
THCA	25.7	257
CBGA	1.06	10.6
Δ9-THC	0.600	6.00
TOTAL CBD	0.000	0.000
TOTAL THC	23.2	232
TOTAL CANNABINOIDS	27.6	276

Terpenes (Top 5)	(%)	µg/g
β-Myrcene	0.546	5460
β-Caryophyllene	0.322	3220
d-Limonene	0.289	2890
Linalool	0.258	2580
α-Humulene	0.154	1540
TOTAL TERPENES	1.83	18300

Contaminants	PASS/FAIL
Heavy Metals:	PASS
Microbiology:	PASS
Pesticides:	PASS

Sample Picture Upon Receipt



Scan the QR code to verify results.

This information is provided as a service and makes no claims of efficacy and/or safety of this product.

Results are applicable only for the sample(s) analyzed and for the specific analysis conducted.

This report is for informational purposes only and should not be used to diagnose, treat, or prevent any medical-related symptoms.

The statements and results herein have not been approved and/or endorsed by the FDA.

REPORT OF LABORATORY ANALYSIS

This report shall not be reproduced, except in full, without the written consent of Felling Analytical Services and Technology (F.A.S.T.), LLC

Kyle W. Felling
Kyle W. Felling, Ph.D.
Laboratory Director




CERTIFICATE OF ANALYSIS (SAMPLE ID: SA40342)

Testing Location: Arkansas 232 S. Broadview St. Greenbrier, AR 72058 License: ADH 113	Customer ID: 2161 River Valley Relief Cultivation 5601 Old Greenwood Rd Suite C Fort Smith, AR 72903 License: 00065C	Order ID: OR11462 Lot Number: M00065C13138094683 Production Run: 3087H20250109KLP-3	Sample Type: Primary Matrix: Flower Mass: 14g Date Collected: 02/27/2025 Date Received: 02/27/2025
Cultivar (Strain) or Sample Description: Key Lime Pie			Date Completed: 03/02/2025

CANNABINOID (POTENCY) PROFILE (SOP: SOP-CANN-001)

Analysis Date/Time: 02/28/2025 1541 **Method:** HPLC/DAD **Moisture Content (%):** 10.2
Analyst: PW **Instrument:** Agilent 1100 **Water Activity (aw):** 0.406 @ 24.3°C

<u>Cannabinoid</u>	<u>Result (%)</u>	<u>Result (mg/g)</u>	<u>LOD (mg/g)</u>	<u>LOQ (mg/g)</u>	<u>Result (mg/mL)</u>	<u>Per Serving (mg)</u>	<u>Per Unit (mg)</u>
CBC	ND	ND	0.0437	0.102	-	0.000	0.000
CBCA	ND	ND	0.136	0.316	-	0.000	0.000
CBD	ND	ND	0.308	0.719	-	0.000	0.000
CBDV	ND	ND	0.0494	0.115	-	0.000	0.000
CBDVA	ND	ND	0.132	0.308	-	0.000	0.000
CBG	0.0594	0.594	0.200	0.467	-	0.533	0.533
CBGA	1.06	10.6	0.283	0.334	-	9.51	9.51
CBL	ND	ND	0.231	0.539	-	0.000	0.000
CBN	ND	ND	0.106	0.248	-	0.000	0.000
CBNA	ND	ND	0.115	0.267	-	0.000	0.000
Δ9-THC	0.600	6.00	0.127	0.297	-	5.39	5.39
Δ8-THC	ND	ND	0.198	0.463	-	0.000	0.000
THCA	25.7	257	0.0690	0.161	-	231	231
THCV	ND	ND	0.165	0.386	-	0.000	0.000
THCVA	0.153	1.53	0.0529	0.123	-	1.37	1.37
TOTAL	27.6	276				248	248
TOTAL CBC	0.000	0.000				0.000	0.000
TOTAL CBD	0.000	0.000				0.000	0.000
TOTAL CBDV	0.000	0.000				0.000	0.000
TOTAL CBG	0.989	9.89				8.88	8.88
TOTAL CBN	0.000	0.000				0.000	0.000
TOTAL THC	23.2	232				208	208
TOTAL THCV	0.133	1.33				1.19	1.19



SERVING MASS (g): 1.00
SERVINGS/UNIT: 1

"-" Not reported for this sample.

Deviations from standard operating procedure:
None

Recoveries for all analyte standards: 90-110%
Replicate Uncertainties: <5% RSD, <20% RPD
Sample/Reagent Blanks: <RL for all analytes

Values for plant matter are adjusted for moisture content.

Total CBC = (CBCA x 0.877) + CBC
Total CBD = (CBDV x 0.867) + CBD
Total CBDV = (CBDVA x 0.867) + CBDV
Total CBG = (CBGA x 0.878) + CBG
Total CBN = (CBNA x 0.876) + CBN
Total THC = (THCA x 0.877) + Δ9-THC
Total THCV = (THCVA x 0.867) + THCV

Percentage results are reported by mass.

mg/g results are reported as mass component per mass material.

Abbreviations: DAD - Diode Array Detector, HPLC - High Pressure Liquid Chromatography, RL - Reporting Limit, RPD - Relative Percent Difference, RSD - Relative Standard Deviation, DET - Detected (less than LOQ), LOD - Limit of Detection, LOQ - Limit of Quantitation, ND - Not Detected (less than LOD)

This information is provided as a service and makes no claims of efficacy and/or safety of this product. Results are applicable only for the sample(s) analyzed and for the specific analysis conducted. This report is for informational purposes only and should not be used to diagnose, treat, or prevent any medical-related symptoms.

The statements and results herein have not been approved and/or endorsed by the FDA.

REPORT OF LABORATORY ANALYSIS

This report shall not be reproduced, except in full, without the written consent of Felling Analytical Services and Technology (F.A.S.T.), LLC



CERTIFICATE OF ANALYSIS (SAMPLE ID: SA40342)

Testing Location: Arkansas 232 S. Broadview St. Greenbrier, AR 72058 License: ADH 113	Customer ID: 2161 River Valley Relief Cultivation 5601 Old Greenwood Rd Suite C Fort Smith, AR 72903 License: 00065C	Order ID: OR11462 Lot Number: M00065C13138094683 Production Run: 3087H20250109KLP-3	Sample Type: Primary Matrix: Flower Mass: 14g Date Collected: 02/27/2025 Date Received: 02/27/2025
Cultivar (Strain) or Sample Description: Key Lime Pie			Date Completed: 03/02/2025


TERPENOID PROFILE

Analysis Date/Time: 02/28/2025 1602
Analyst: KF

Method: GC/MS
Instrument: Agilent 7890/5975

Deviations from SOP:
None

<u>Terpene</u>	<u>Result (µg/g)</u>	<u>Result (%)</u>	
α-Bisabolol	769	0.0769	■
Camphene	116	0.0116	■
δ-3-Carene	ND	-	
β-Caryophyllene	3220	0.322	■
Caryophyllene oxide	99.6	0.00996	■
p-Cymene	<LOQ	-	
Eucalyptol	ND	-	
Geraniol	<LOQ	-	
Guaiol	<LOQ	-	
α-Humulene	1540	0.154	■
Isopulegol	ND	-	
d-Limonene	2890	0.289	■
Linalool	2580	0.258	■
β-Myrcene	5460	0.546	■
cis-Nerolidol	ND	-	
trans-Nerolidol	470	0.0470	■
α-Ocimene	ND	-	
β-Ocimene	96.9	0.00969	■
α-Pinene	374	0.0374	■
β-Pinene	712	0.0712	■
α-Terpinene	ND	-	
γ-Terpinene	ND	-	
Terpinolene	<LOQ	-	
TOTAL	18300	1.83	



Abbreviations: GC - Gas Chromatography, MS - Mass Spectrometry, RL - Reporting Limit
Abbreviations: ND - Not Detected, LOD - Limit of Detection, LOQ - Limit of Quantitation

This information is provided as a service and makes no claims of efficacy and/or safety of this product.

Results are applicable only for the sample(s) analyzed and for the specific analysis conducted.

This report is for informational purposes only and should not be used to diagnose, treat, or prevent any medical-related symptoms.

The statements and results herein have not been approved and/or endorsed by the FDA.

Reporting Limit (µg/g): 47.9

"-" Not detected above LOD.

REPORT OF LABORATORY ANALYSIS

This report shall not be reproduced, except in full, without the written consent of Felling Analytical Services and Technology (F.A.S.T.), LLC



CERTIFICATE OF ANALYSIS (SAMPLE ID: SA40342)

Testing Location: Arkansas 232 S. Broadview St. Greenbrier, AR 72058 License: ADH 113	Customer ID: 2161 River Valley Relief Cultivation 5601 Old Greenwood Rd Suite C Fort Smith, AR 72903 License: 00065C	Order ID: OR11462 Lot Number: M00065C13138094683 Production Run: 3087H20250109KLP-3	Sample Type: Primary Matrix: Flower Mass: 14g Date Collected: 02/27/2025 Date Received: 02/27/2025
Cultivar (Strain) or Sample Description: Key Lime Pie			Date Completed: 03/02/2025

PESTICIDES PROFILE (SOP: SOP-PEST-001)

Analysis Date/Time: 02/28/2025 1505 **Method:** LC/MS/MS **Deviations from SOP:** None
Analyst: KF **Instrument:** Shimadzu LC-8050

Pesticide	Result (µg/g)	LOD (µg/g)	LOQ (µg/g)	Action Level (µg/g)	Pesticide	Result (µg/g)	LOD (µg/g)	LOQ (µg/g)	Action Level (µg/g)
Abamectin (71751-41-2)	-	0.0476	0.381	0.5	Kresoxim-methyl (143390-89-0)	-	0.0476	0.381	0.4
Acephate (30560-19-1)	-	0.0476	0.381	0.4	Malathion (121-75-5)	-	0.0476	0.381	0.2
Acetamiprid (135410-20-7)	-	0.0476	0.381	0.2	Metalaxyl (57837-19-1)	-	0.0476	0.381	0.2
Aldicarb (116-06-3)	-	0.0476	0.381	0.4	Methiocarb (2032-65-7)	-	0.0476	0.381	0.2
Azoxystrobin (131860-33-8)	-	0.0476	0.381	0.2	Methomyl (16752-77-5)	-	0.0476	0.381	0.4
Bifenazate (149877-41-8)	-	0.0476	0.381	0.2	Methyl parathion (298-0-0)	-	0.0476	0.381	0.2
Bifenthrin (82657-04-3)	-	0.0476	0.381	0.2	MGK 264 (113-48-4)	-	0.0476	0.381	0.2
Boscalid (188425-85-6)	-	0.0476	0.381	0.4	Myclobutanil (88671-89-0)	-	0.0476	0.381	0.2
Carbaryl (63-25-2)	-	0.0476	0.381	0.2	Naled (300-76-5)	-	0.0476	0.381	0.5
Carbofuran (1563-66-2)	-	0.0476	0.381	0.2	Oxamyl (23135-22-0)	-	0.0476	0.381	1
Chlorantraniliprole (800008-45-7)	-	0.0476	0.381	0.2	Pacllobutrazol (76738-62-0)	-	0.0476	0.381	0.4
Chlorfenapyr (122453-73-0)	-	0.0476	0.381	1	Permethrins (52645-53-1)	-	0.0476	0.381	0.2
Chlorpyrifos (2921-88-2)	-	0.0476	0.381	0.2	Phosmet (732-11-6)	-	0.0476	0.381	0.2
Clofentezine (74115-24-5)	-	0.0476	0.381	0.2	Piperonyl butoxide (51-03-6)	-	0.0476	0.381	2
Cyfluthrin (68359-37-5)	-	0.0476	0.381	1	Prallethrins (2331-36-9)	-	0.0476	0.381	0.2
Cypermethrin (52315-07-8)	-	0.0476	0.381	1	Propiconazole (60207-90-1)	-	0.0476	0.381	0.4
Daminozide (1596-84-5)	-	0.0476	0.381	1	Propoxur (114-26-1)	-	0.0476	0.381	0.2
DDVP (62-73-7)	-	0.0476	0.381	0.1	Pyrethrins (8003-34-7)	-	0.0476	0.381	1
Diazinon (333-41-5)	-	0.0476	0.381	0.2	Pyridaben (96489-71-3)	-	0.0476	0.381	0.2
Dimethoate (60-51-5)	-	0.0476	0.381	0.2	Spinosad (168316-95-8)	-	0.0476	0.381	0.2
Ethoprophos (13194-48-4)	-	0.0476	0.381	0.2	Spiromesifen (283594-90-1)	-	0.0476	0.381	0.2
Etofenprox (80844-07-1)	-	0.0476	0.381	0.4	Spirotetramat (203313-25-1)	-	0.0476	0.381	0.2
Etoazole (153233-91-1)	-	0.0476	0.381	0.2	Spiroxamine (118134-30-8)	-	0.0476	0.381	0.4
Fenoxycarb (72490-01-8)	-	0.0476	0.381	0.2	Tebuconazole (80443-41-0)	-	0.0476	0.381	0.4
(E)-Fenpyroximate (134098-61-6)	-	0.0476	0.381	0.4	Thiacloprid (111988-49-9)	-	0.0476	0.381	0.2
Fipronil (120068-37-3)	-	0.0476	0.381	0.4	Thiamethoxam (153719-23-4)	-	0.0476	0.381	0.2
Fonicamid (158062-67-0)	-	0.0476	0.381	1	Trifloxystrobin (141517-21-7)	-	0.0476	0.381	0.2
Fludioxinil (131341-86-1)	-	0.0476	0.381	0.4					
Hexythiazox (78587-05-0)	-	0.0476	0.381	1					
Imazalil (35554-44-0)	-	0.0476	0.381	0.2					
Imidacloprid (138261-41-3)	-	0.0476	0.381	0.4					



Color Key
RESULT < AL
RESULT > AL

"DET" detected less than LOQ
 "-" not detected above LOD
 Permethrins measured as the cumulative residue of the *cis*- and *trans*- permethrin isomers.
 Pyrethrins measured as the cumulative residue of the pyrethrin I, cinerin I, and jasmolin I isomers.
 Action levels are referenced from the State of Arkansas MMJ testing guidelines.
 A value of "-" for the action level means that analyte is not currently regulated by the regulations referenced above.
Disclaimer: This information is provided as a service and makes no claims of efficacy and/or safety of this product. Results are applicable only for the sample(s) analyzed and for the specific analysis conducted. This report is for informational purposes only and should not be used to diagnose, treat, or prevent any medical-related symptoms. The statements and results herein have not been approved and/or endorsed by the FDA.

Abbreviations: LC - Liquid Chromatography, MS - Mass Spectrometry, RL - Reporting Limit, AL - Action Level, CAS - Chemical Abstract Services, LOD - Limit of Detection, LOQ - Limit of Quantification

Pesticide	Synonym(s)	Pesticide	Synonym(s)	Pesticide	Synonym(s)
Cyfluthrin	Baythroid	Myclobutanil	Sythane	Propiconazole	Tilt
DDVP	Dichlorvos	Naled	Dibrom	Propoxur	Baygon
Ethoprophos	Prophos	Phosmet	Imidan		

REPORT OF LABORATORY ANALYSIS

This report shall not be reproduced, except in full, without the written consent of Felling Analytical Services and Technology (F.A.S.T.), LLC

Kyle W. Felling
 Kyle W. Felling, Ph.D.
 Laboratory Director




CERTIFICATE OF ANALYSIS (SAMPLE ID: SA40342)

Testing Location: Arkansas 232 S. Broadview St. Greenbrier, AR 72058 License: ADH 113	Customer ID: 2161 River Valley Relief Cultivation 5601 Old Greenwood Rd Suite C Fort Smith, AR 72903 License: 00065C	Order ID: OR11462 Lot Number: M00065C13138094683 Production Run: 3087H20250109KLP-3	Sample Type: Primary Matrix: Flower Mass: 14g Date Collected: 02/27/2025 Date Received: 02/27/2025
Cultivar (Strain) or Sample Description: Key Lime Pie			Date Completed: 03/02/2025

HEAVY METAL PROFILE (SOP: SOP-ICP-200.6)

Analysis Date/Time: 02/28/2025 1534 **Method:** ICP/MS **Deviations from SOP:** None
Analyst: KF **Instrument:** Agilent 7700x

<u>Heavy Metal</u>	<u>Result (µg/kg)</u>	<u>LOD (µg/kg)</u>	<u>LOQ (µg/kg)</u>	<u>Action Level (µg/kg)</u>
Arsenic (As)	DET	59.7	94.5	200
Cadmium (Cd)	ND	59.7	94.5	200
Lead (Pb)	ND	59.7	94.5	500
Mercury (Hg)	ND	59.7	94.5	100



Abbreviations: ICP - Inductively-Coupled Plasma, MS - Mass Spectrometry,
 RL - Reporting Limit, AL - Action Level, LOD - Limit of Detection, LOQ - Limit of Quantitation

Color Key

RESULT < AL
RESULT > AL

"DET" detected less than LOQ

"ND" not detected above LOD

Reporting limit is 1/2 the action level of each analyte.

Action levels for heavy metals are referenced from the State of Arkansas MMJ testing guidelines.

Disclaimer: This information is provided as a service and makes no claims of efficacy and/or safety of this product. Results are applicable only for the sample(s) analyzed and for the specific analysis conducted. This report is for informational purposes only and should not be used to diagnose, treat, or prevent any medical-related symptoms. The statements and results herein have not been approved and/or endorsed by the FDA.

REPORT OF LABORATORY ANALYSIS

This report shall not be reproduced, except in full, without the written consent of
 Felling Analytical Services and Technology (F.A.S.T.), LLC

Kyle W. Felling
 Kyle W. Felling, Ph.D.
 Laboratory Director




CERTIFICATE OF ANALYSIS (SAMPLE ID: SA40342)

Testing Location: Arkansas 232 S. Broadview St. Greenbrier, AR 72058 License: ADA 05_H273	Customer ID: 2161 River Valley Relief Cultivation 5601 Old Greenwood Rd Suite C Fort Smith, AR 72903 License: 00065C	Sample ID: SA40342 Lot Number: M00065C13138094683 Production Run: 3087H20250109KLP-3	Sample Type: Primary Matrix: Flower Mass: 14g Date Collected: 02/27/2025 Date Received: 02/27/2025
Cultivar (Strain) or Sample Description: Key Lime Pie			Date Completed: 03/02/2025

MICROBIOLOGICAL PROFILE (SOP: SOP-Micro-001)

Analysis Date/Time: 03/01/2025 0834 **Method:** Hardy Diagnostics CompactDry **Deviations from SOP:**
Analyst: PW **Instrument:** Thermo Incubator None

<u>Bacteria/Microbe</u>	<u>Result (CFU/g)</u>	<u>Action Level (CFU/g)</u>
Aerobic Plate Count	NT	-
Coliforms, Total	Absent	1
Escherichia Coli (E. Coli)	Absent	100
Mold/Yeast	NT	-
Pseudomonas aeruginosa	NT	-
Salmonella spp.	NT	-
Staphylococcus aureus	NT	-



Abbreviations: EC - Escherichia Coli, CFU - Colony-Forming Unit, RL - Reporting Limit, AL - Action Level, TNTC - Too Numerous To Count, NT - Not Tested
Absent - Not Detected Above RL, Present - Detected Above RL

Color Key



Reporting Limit (CFU/g)
1

Action levels for microbiology are referenced from the State of Arkansas MMJ testing guidelines.
A value of "-" for the action level means that analyte is not currently regulated by the regulations referenced above.

Disclaimer: This information is provided as a service and makes no claims of efficacy and/or safety of this product. Results are applicable only for the sample(s) analyzed and for the specific analysis conducted. This report is for informational purposes only and should not be used to diagnose, treat, or prevent any medical-related symptoms. The statements and results herein have not been approved and/or endorsed by the FDA.

REPORT OF LABORATORY ANALYSIS

This report shall not be reproduced, except in full, without the written consent of
Felling Analytical Services and Technology (F.A.S.T.), LLC

Kyle W. Felling
Kyle W. Felling, Ph.D.
Laboratory Director

