

**SUMMARY OF ANALYSIS (SAMPLE ID: SA38356)**

<b>Testing Location:</b> Arkansas 232 S. Broadview St. Greenbrier, AR 72058 License: ADH 113	<b>Customer ID:</b> 2161 River Valley Relief Cultivation 5601 Old Greenwood Rd Suite C Fort Smith, AR 72903 License: 00065C	<b>Order ID:</b> OR11095 <b>Lot Number:</b> M00065C13139054832 <b>Production Run:</b> 5068H20240619FWT-1	<b>Sample Type:</b> Primary <b>Matrix:</b> Flower <b>Mass:</b> 16g <b>Date Collected:</b> 07/10/2024 <b>Date Received:</b> 07/11/2024 <b>Date Completed:</b> 07/15/2024
<b>Cultivar (Strain) or Sample Description:</b> Fresh Water Taffy			

\*This page is simply a summary of the analysis performed. For analytical details, please consult the individual Certificate(s) of Analysis for each of the specific test(s) performed. All contaminant action levels are referenced from the State of Arkansas MMJ testing guidelines.

**Moisture Content (%)**

12.9

**Water Activity (aw)**

0.440 @ 24.4°C

**PASS/FAIL**

**PASS**

Moisture content/water activity action levels are referenced from the State of Arkansas MMJ testing guidelines.


Moisture content levels less than 15% are recommended but the sample does not fail. Water activity levels must be less than 0.65aw.

<b>Cannabinoids (Top 3)</b>	<b>(%)</b>	<b>mg/g</b>
THCA	30.3	303
CBGA	1.34	13.4
Δ9-THC	0.693	6.93
TOTAL CBD	-	-
TOTAL THC	27.3	273
TOTAL CANNABINOIDS	32.5	325

<b>Terpenes (Top 5)</b>	<b>(%)</b>	<b>µg/g</b>
d-Limonene	1.13	11300
β-Myrcene	0.668	6680
β-Caryophyllene	0.543	5430
Linalool	0.525	5250
β-Pinene	0.253	2530
TOTAL TERPENES	3.83	38300

<b>Contaminants</b>	<b>PASS/FAIL</b>
Heavy Metals:	<b>PASS</b>
Microbiology:	<b>PASS</b>
Pesticides:	<b>PASS</b>

**Sample Picture Upon Receipt**



Scan the QR code to verify results.

This information is provided as a service and makes no claims of efficacy and/or safety of this product.

Results are applicable only for the sample(s) analyzed and for the specific analysis conducted.

This report is for informational purposes only and should not be used to diagnose, treat, or prevent any medical-related symptoms.

The statements and results herein have not been approved and/or endorsed by the FDA.

**REPORT OF LABORATORY ANALYSIS**

This report shall not be reproduced, except in full, without the written consent of Felling Analytical Services and Technology (F.A.S.T.), LLC



**CERTIFICATE OF ANALYSIS (SAMPLE ID: SA38356)**

<b>Testing Location:</b> Arkansas 232 S. Broadview St. Greenbrier, AR 72058 License: ADH 113	<b>Customer ID:</b> 2161 River Valley Relief Cultivation 5601 Old Greenwood Rd Suite C Fort Smith, AR 72903 License: 00065C	<b>Order ID:</b> OR11095 <b>Lot Number:</b> M00065C13139054832 <b>Production Run:</b> 5068H20240619FWT-1	<b>Sample Type:</b> Primary <b>Matrix:</b> Flower <b>Mass:</b> 16g <b>Date Collected:</b> 07/10/2024 <b>Date Received:</b> 07/11/2024
<b>Cultivar (Strain) or Sample Description:</b> Fresh Water Taffy			<b>Date Completed:</b> 07/15/2024

**CANNABINOID (POTENCY) PROFILE (SOP: SOP-CANN-001)**

**Analysis Date/Time:** 07/12/2024 1253      **Method:** HPLC/DAD      **Moisture Content (%):** 12.9  
**Analyst:** PW      **Instrument:** Agilent 1100      **Water Activity (aw):** 0.440 @ 24.4°C

<u>Cannabinoid</u>	<u>Result (%)</u>	<u>Result (mg/g)</u>	<u>LOD (mg/g)</u>	<u>LOQ (mg/g)</u>	<u>Result (mg/mL)</u>	<u>Per Serving (mg)</u>	<u>Per Unit (mg)</u>
CBC	ND	ND	0.0433	0.101	-	-	-
BCA	ND	ND	0.134	0.314	-	-	-
CBD	ND	ND	0.305	0.713	-	-	-
CBDA	ND	ND	0.112	0.263	-	-	-
CBDV	ND	ND	0.0490	0.114	-	-	-
CBDVA	ND	ND	0.131	0.305	-	-	-
CBG	ND	ND	0.198	0.463	-	-	-
CBGA	1.34	13.4	0.281	0.332	-	11.7	11.7
CBL	ND	ND	0.229	0.535	-	-	-
CBN	ND	ND	0.105	0.246	-	-	-
CBNA	ND	ND	0.114	0.265	-	-	-
Δ9-THC	0.693	6.93	0.126	0.294	-	6.04	6.04
Δ8-THC	ND	ND	0.197	0.459	-	-	-
THCA	30.3	303	0.0684	0.160	-	264	264
THCV	ND	ND	0.164	0.383	-	-	-
THCVA	0.165	1.65	0.0524	0.122	-	1.44	1.44
<b>TOTAL</b>	<b>32.5</b>	<b>325</b>				<b>283</b>	<b>283</b>
<b>TOTAL CBC</b>	-	-				-	-
<b>TOTAL CBD</b>	-	-				-	-
<b>TOTAL CBDV</b>	-	-				-	-
<b>TOTAL CBG</b>	1.18	11.8				10.2	10.2
<b>TOTAL CBN</b>	-	-				-	-
<b>TOTAL THC</b>	27.3	273				237	237
<b>TOTAL THC V</b>	0.143	1.43				1.25	1.25



**SERVING MASS (g):** 1.00  
**SERVINGS/UNIT:** 1

"-" Not detected above LOD.

*Deviations from standard operating procedure:*  
None

*Recoveries for all analyte standards:* 90-110%  
*Replicate Uncertainties:* <5% RSD, <20% RPD  
*Sample/Reagent Blanks:* <RL for all analytes

Values for plant matter are adjusted for moisture content.

Total CBC = (BCA x 0.877) + CBC  
 Total CBD = (CBDA x 0.877) + CBD  
 Total CBDV = (CBDVA x 0.867) + CBDV  
 Total CBG = (CBGA x 0.878) + CBG  
 Total CBN = (CBNA x 0.876) + CBN  
 Total THC = (THCA x 0.877) + Δ9-THC  
 Total THC V = (THCVA x 0.867) + THC V

Percentage results are reported by mass.

mg/g results are reported as mass component per mass material.

*Abbreviations:* DAD - Diode Array Detector, HPLC - High Pressure Liquid Chromatography, RL - Reporting Limit, RPD - Relative Percent Difference, RSD - Relative Standard Deviation, DET - Detected (less than LOQ), LOD - Limit of Detection, LOQ - Limit of Quantitation, UM - Measurement Uncertainty

This information is provided as a service and makes no claims of efficacy and/or safety of this product. Results are applicable only for the sample(s) analyzed and for the specific analysis conducted. This report is for informational purposes only and should not be used to diagnose, treat, or prevent any medical-related symptoms. The statements and results herein have not been approved and/or endorsed by the FDA.

**REPORT OF LABORATORY ANALYSIS**

This report shall not be reproduced, except in full, without the written consent of Felling Analytical Services and Technology (F.A.S.T.), LLC



**CERTIFICATE OF ANALYSIS (SAMPLE ID: SA38356)**

<b>Testing Location:</b> Arkansas 232 S. Broadview St. Greenbrier, AR 72058 License: ADH 113	<b>Customer ID:</b> 2161 River Valley Relief Cultivation 5601 Old Greenwood Rd Suite C Fort Smith, AR 72903 License: 00065C	<b>Order ID:</b> OR11095 <b>Lot Number:</b> M00065C13139054832 <b>Production Run:</b> 5068H20240619FWT-1	<b>Sample Type:</b> Primary <b>Matrix:</b> Flower <b>Mass:</b> 16g <b>Date Collected:</b> 07/10/2024 <b>Date Received:</b> 07/11/2024
<b>Cultivar (Strain) or Sample Description:</b> Fresh Water Taffy			<b>Date Completed:</b> 07/15/2024

**TERPENOID PROFILE**

**Analysis Date/Time:** 07/12/2024 1448  
**Analyst:** KF

**Method:** GC/MS  
**Instrument:** Agilent 7890/5975

**Deviations from SOP:**  
None

<u>Terpene</u>	<u>Result (µg/g)</u>	<u>Result (%)</u>	
α-Bisabolol	674	0.0674	
Camphene	388	0.0388	
δ-3-Carene	ND	-	
β-Caryophyllene	5430	0.543	█
Caryophyllene oxide	202	0.0202	
p-Cymene	ND	-	
Eucalyptol	ND	-	
Geraniol	253	0.0253	
Guaiol	ND	-	
α-Humulene	2210	0.221	█
Isopulegol	ND	-	
d-Limonene	11300	1.13	█
Linalool	5250	0.525	█
β-Myrcene	6680	0.668	█
cis-Nerolidol	ND	-	
trans-Nerolidol	ND	-	
α-Ocimene	148	0.0148	
β-Ocimene	1270	0.127	█
α-Pinene	1720	0.172	█
β-Pinene	2530	0.253	█
α-Terpinene	ND	-	
γ-Terpinene	ND	-	
Terpinolene	163	0.0163	
<b>TOTAL</b>	<b>38300</b>	<b>3.83</b>	



*Abbreviations:* GC - Gas Chromatography, MS - Mass Spectrometry, RL - Reporting Limit  
*Abbreviations:* ND - Not Detected, LOD - Limit of Detection, LOQ - Limit of Quantitation

This information is provided as a service and makes no claims of efficacy and/or safety of this product.

Results are applicable only for the sample(s) analyzed and for the specific analysis conducted.

This report is for informational purposes only and should not be used to diagnose, treat, or prevent any medical-related symptoms.

The statements and results herein have not been approved and/or endorsed by the FDA.

**Reporting Limit (µg/g): 47.5**

"-" Not detected above LOD.

**REPORT OF LABORATORY ANALYSIS**

This report shall not be reproduced, except in full, without the written consent of Felling Analytical Services and Technology (F.A.S.T.), LLC

*Kyle W. Felling*  
Kyle W. Felling, Ph.D.  
Laboratory Director



**CERTIFICATE OF ANALYSIS (SAMPLE ID: SA38356)**

<b>Testing Location:</b> Arkansas 232 S. Broadview St. Greenbrier, AR 72058 License: ADH 113	<b>Customer ID:</b> 2161 River Valley Relief Cultivation 5601 Old Greenwood Rd Suite C Fort Smith, AR 72903 License: 00065C	<b>Order ID:</b> OR11095 <b>Lot Number:</b> M00065C13139054832 <b>Production Run:</b> 5068H20240619FWT-1	<b>Sample Type:</b> Primary <b>Matrix:</b> Flower <b>Mass:</b> 16g <b>Date Collected:</b> 07/10/2024 <b>Date Received:</b> 07/11/2024
<b>Cultivar (Strain) or Sample Description:</b> Fresh Water Taffy			<b>Date Completed:</b> 07/15/2024

**PESTICIDES PROFILE (SOP: SOP-PEST-001)**

**Analysis Date/Time:** 07/12/2024 1340      **Method:** LC/MS/MS      **Deviations from SOP:** None  
**Analyst:** KF      **Instrument:** Shimadzu LC-8050

Pesticide	Result (µg/g)	LOD (µg/g)	LOQ (µg/g)	Action Level (µg/g)	Pesticide	Result (µg/g)	LOD (µg/g)	LOQ (µg/g)	Action Level (µg/g)
Abamectin (71751-41-2)	-	0.0472	0.378	0.5	Kresoxim-methyl (143390-89-0)	-	0.0472	0.378	0.4
Acephate (30560-19-1)	-	0.0472	0.378	0.4	Malathion (121-75-5)	-	0.0472	0.378	0.2
Acetaminocyl (57960-19-7)	-	0.0472	0.378	2	Metalaxyl (57837-19-1)	-	0.0472	0.378	0.2
Acetamiprid (135410-20-7)	-	0.0472	0.378	0.2	Methiocarb (2032-65-7)	-	0.0472	0.378	0.2
Aldicarb (116-06-3)	-	0.0472	0.378	0.4	Methomyl (16752-77-5)	-	0.0472	0.378	0.4
Azoxystrobin (131860-33-8)	-	0.0472	0.378	0.2	Methyl parathion (298-0-0)	-	0.0472	0.378	0.2
Bifenazate (149877-41-8)	-	0.0472	0.378	0.2	MGK 264 (113-48-4)	-	0.0472	0.378	0.2
Bifenthrin (82657-04-3)	-	0.0472	0.378	0.2	Myclobutanil (88671-89-0)	-	0.0472	0.378	0.2
Boscalid (188425-85-6)	-	0.0472	0.378	0.4	Naled (300-76-5)	-	0.0472	0.378	0.5
Carbaryl (63-25-2)	-	0.0472	0.378	0.2	Oxamyl (23135-22-0)	-	0.0472	0.378	1
Carbofuran (1563-66-2)	-	0.0472	0.378	0.2	Pacllobutrazol (76738-62-0)	-	0.0472	0.378	0.4
Chlorantraniliprole (800008-45-7)	-	0.0472	0.378	0.2	Permethrins (52645-53-1)	-	0.0472	0.378	0.2
Chlorfenapyr (122453-73-0)	-	0.0472	0.378	1	Phosmet (732-11-6)	-	0.0472	0.378	0.2
Chlorpyrifos (2921-88-2)	-	0.0472	0.378	0.2	Piperonyl butoxide (51-03-6)	-	0.0472	0.378	2
Clofentezine (74115-24-5)	-	0.0472	0.378	0.2	Prallethrins (2331-36-9)	-	0.0472	0.378	0.2
Cyfluthrin (68359-37-5)	-	0.0472	0.378	1	Propiconazole (60207-90-1))	-	0.0472	0.378	0.4
Cypermethrin (52315-07-8)	-	0.0472	0.378	1	Propoxur (114-26-1)	-	0.0472	0.378	0.2
Daminozide (1596-84-5)	-	0.0472	0.378	1	Pyrethrins (8003-34-7)	-	0.0472	0.378	1
DDVP (62-73-7)	-	0.0472	0.378	0.1	Pyridaben (96489-71-3)	-	0.0472	0.378	0.2
Diazinon (333-41-5)	-	0.0472	0.378	0.2	Spinosad (168316-95-8)	-	0.0472	0.378	0.2
Dimethoate (60-51-5)	-	0.0472	0.378	0.2	Spiromesifen (283594-90-1)	-	0.0472	0.378	0.2
Ethoprophos (13194-48-4)	-	0.0472	0.378	0.2	Spirotetramat (203313-25-1)	-	0.0472	0.378	0.2
Etofenprox (80844-07-1)	-	0.0472	0.378	0.4	Spiroxamine (118134-30-8)	-	0.0472	0.378	0.4
Etoxazole (153233-91-1)	-	0.0472	0.378	0.2	Tebuconazole (80443-41-0)	-	0.0472	0.378	0.4
Fenoxycarb (72490-01-8)	-	0.0472	0.378	0.2	Thiacloprid (111988-49-9)	-	0.0472	0.378	0.2
(E)-Fenpyroximate (134098-61-6)	-	0.0472	0.378	0.4	Thiamethoxam (153719-23-4)	-	0.0472	0.378	0.2
Fipronil (120068-37-3)	-	0.0472	0.378	0.4	Trifloxystrobin (141517-21-7)	-	0.0472	0.378	0.2
Fonicamid (158062-67-0)	-	0.0472	0.378	1					
Fludioxinil (131341-86-1)	-	0.0472	0.378	0.4					
Hexythiazox (78587-05-0)	-	0.0472	0.378	1					
Imazalil (35554-44-0)	-	0.0472	0.378	0.2					
Imidacloprid (138261-41-3)	-	0.0472	0.378	0.4					



**Color Key**

RESULT < AL
RESULT > AL

"DET" detected less than LOQ  
 "-" not detected above LOD  
 Permethrins measured as the cumulative residue of the *cis*- and *trans*- permethrin isomers.  
 Pyrethrins measured as the cumulative residue of the pyrethrin I, cinerin I, and jasmolin I isomers.  
 Action levels are referenced from the State of Arkansas MMJ testing guidelines.  
 A value of "-" for the action level means that analyte is not currently regulated by the regulations referenced above.  
*Disclaimer:* This information is provided as a service and makes no claims of efficacy and/or safety of this product. Results are applicable only for the sample(s) analyzed and for the specific analysis conducted. This report is for informational purposes only and should not be used to diagnose, treat, or prevent any medical-related symptoms. The statements and results herein have not been approved and/or endorsed by the FDA.

Abbreviations: LC - Liquid Chromatography, MS - Mass Spectrometry, RL - Reporting Limit, AL - Action Level, CAS - Chemical Abstract Services, LOD - Limit of Detection, LOQ - Limit of Quantification

<b>Pesticide</b>	<b>Synonym(s)</b>	<b>Pesticide</b>	<b>Synonym(s)</b>	<b>Pesticide</b>	<b>Synonym(s)</b>
Cyfluthrin	Baythroid	Myclobutanil	Sythane	Propiconazole	Tilt
DDVP	Dichlorvos	Naled	Dibrom	Propoxur	Baygon
Ethoprophos	Prophos	Phosmet	Imidan		

**REPORT OF LABORATORY ANALYSIS**

This report shall not be reproduced, except in full, without the written consent of Felling Analytical Services and Technology (F.A.S.T.), LLC

*Kyle W. Felling*  
 Kyle W. Felling, Ph.D.  
 Laboratory Director




**CERTIFICATE OF ANALYSIS (SAMPLE ID: SA38356)**

<b>Testing Location:</b> Arkansas 232 S. Broadview St. Greenbrier, AR 72058 License: ADH 113	<b>Customer ID:</b> 2161 River Valley Relief Cultivation 5601 Old Greenwood Rd Suite C Fort Smith, AR 72903 License: 00065C	<b>Order ID:</b> OR11095 <b>Lot Number:</b> M00065C13139054832 <b>Production Run:</b> 5068H20240619FWT-1	<b>Sample Type:</b> Primary <b>Matrix:</b> Flower <b>Mass:</b> 16g <b>Date Collected:</b> 07/10/2024 <b>Date Received:</b> 07/11/2024
<b>Cultivar (Strain) or Sample Description:</b> Fresh Water Taffy			<b>Date Completed:</b> 07/15/2024

**HEAVY METAL PROFILE (SOP: SOP-ICP-200.6)**

<b>Analysis Date/Time:</b> 07/12/2024 1643	<b>Method:</b> ICP/MS <b>Instrument:</b> Agilent 7500ce	<b>Deviations from SOP:</b> None
<b>Analyst:</b> KF		

<b>Heavy Metal</b>	<b>Result (µg/kg)</b>	<b>LOD (µg/kg)</b>	<b>LOQ (µg/kg)</b>	<b>Action Level (µg/kg)</b>
Arsenic (As)	-	56.7	89.8	200
Cadmium (Cd)	-	56.7	89.8	200
Lead (Pb)	-	56.7	89.8	500
Mercury (Hg)	-	56.7	89.8	100



Abbreviations: ICP - Inductively-Coupled Plasma, OES - Optical Emission Spectroscopy, DMA - Direct Mercury Analyzer, RL - Reporting Limit, AL - Action Level, LOD - Limit of Detection, LOQ - Limit of Quantitation

**Color Key**

RESULT < AL
RESULT > AL

"DET" detected less than LOQ  
"-" not detected above LOD

Action levels for heavy metals are referenced from the State of Arkansas MMJ testing guidelines.

**Disclaimer:** This information is provided as a service and makes no claims of efficacy and/or safety of this product. Results are applicable only for the sample(s) analyzed and for the specific analysis conducted. This report is for informational purposes only and should not be used to diagnose, treat, or prevent any medical-related symptoms. The statements and results herein have not been approved and/or endorsed by the FDA.

*Kyle W. Felling*  
Kyle W. Felling, Ph.D.  
Laboratory Director

**REPORT OF LABORATORY ANALYSIS**  
This report shall not be reproduced, except in full, without the written consent of  
Felling Analytical Services and Technology (F.A.S.T.), LLC

[www.FASTLaboratories.com](http://www.FASTLaboratories.com)




**CERTIFICATE OF ANALYSIS (SAMPLE ID: SA38356)**

<b>Testing Location:</b> Arkansas 232 S. Broadview St. Greenbrier, AR 72058 License: ADA 05_H273	<b>Customer ID:</b> 2161 River Valley Relief Cultivation 5601 Old Greenwood Rd Suite C Fort Smith, AR 72903 License: 00065C	<b>Sample ID:</b> SA38356 <b>Lot Number:</b> M00065C13139054832 <b>Production Run:</b> 5068H20240619FWT-1	<b>Sample Type:</b> Primary <b>Matrix:</b> Flower <b>Mass:</b> 16g <b>Date Collected:</b> 07/10/2024 <b>Date Received:</b> 07/11/2024 <b>Date Completed:</b> 07/15/2024
<b>Cultivar (Strain) or Sample Description:</b> Fresh Water Taffy			

**MICROBIOLOGICAL PROFILE (SOP: SOP-Micro-001)**

**Analysis Date/Time:** 07/12/2024 1119      **Method:** Hardy Diagnostics CompactDry      **Deviations from SOP:**  
**Analyst:** PW      **Instrument:** Thermo Incubator      None

<u>Bacteria/Microbe</u>	<u>Result (CFU/g)</u>	<u>Action Level (CFU/g)</u>
Aerobic Plate Count	NT	-
Coliforms, Total	Absent	1
Escherichia Coli (E. Coli)	Absent	100
Mold/Yeast	NT	-
Pseudomonas aeruginosa	NT	-
Salmonella spp.	NT	-
Staphylococcus aureus	NT	-



**Abbreviations:** EC - Escherichia Coli, CFU - Colony-Forming Unit, RL - Reporting Limit, AL - Action Level, TNTC - Too Numerous To Count, NT - Not Tested  
Absent - Not Detected Above RL, Present - Detected Above RL

**Color Key**

**RESULT < AL**

**RESULT > AL**

**Reporting Limit (CFU/g)**  
1

Action levels for microbiology are referenced from the State of Arkansas MMJ testing guidelines.  
A value of "-" for the action level means that analyte is not currently regulated by the regulations referenced above.

**Disclaimer:** This information is provided as a service and makes no claims of efficacy and/or safety of this product. Results are applicable only for the sample(s) analyzed and for the specific analysis conducted. This report is for informational purposes only and should not be used to diagnose, treat, or prevent any medical-related symptoms. The statements and results herein have not been approved and/or endorsed by the FDA.

*Kyle W. Felling*  
Kyle W. Felling, Ph.D.  
Laboratory Director

**REPORT OF LABORATORY ANALYSIS**  
This report shall not be reproduced, except in full, without the written consent of  
Felling Analytical Services and Technology (F.A.S.T.), LLC

[www.FASTLaboratories.com](http://www.FASTLaboratories.com)

