

SUMMARY OF ANALYSIS (SAMPLE ID: SA42858)

Testing Location: Arkansas 232 S. Broadview St. Greenbrier, AR 72058 License: ADH 113	Customer ID: 2168 River Valley Relief MIPS 5601 Old Greenwood Rd Suite C Fort Smith, AR 72903 License: 00065C	Order ID: OR11930 Lot Number: M00065C13240027309 Production Run: E20251209HVDV02	Sample Type: Primary Matrix: Concentrate Mass: 4ea Date Collected: 12/11/2025 Date Received: 12/12/2025
--	--	---	--

Cultivar (Strain) or Sample Description: Small Batch Harvest Variety Full Spectrum AR 1g Cart **Date Completed:** 12/15/2025

*This page is simply a summary of the analysis performed. For analytical details, please consult the individual Certificate(s) of Analysis for each of the specific test(s) performed. All contaminant action levels are referenced from the State of Arkansas MMJ testing guidelines.
*Where provided, statements of conformity (e.g. Pass/Fail) are made in accordance with ILAC G8, Binary Statement for Simple Acceptance Rule (w=0, AL=TL).
PASS: when the result is within the acceptance interval. FAIL: when the result is outside the acceptance interval

Moisture Content (%)

Not Tested

Water Activity (aw)

Not Tested

PASS/FAIL

PASS


Moisture content/water activity action levels are referenced from the State of Arkansas MMJ testing guidelines.

Moisture content levels less than 15% are recommended but the sample does not fail. Water activity levels must be less than 0.65aw.

Cannabinoids (Top 3)	(%)	mg/g
Δ9-THC	71.6	716
THCA	12.1	121
CBGA	0.841	8.41
TOTAL CBD	0.0903	0.903
TOTAL THC	82.2	822
TOTAL CANNABINOIDS	84.8	848

Terpenes (Top 5)	(%)	ppm
β-Caryophyllene	1.66	16600
d-Limonene	0.874	8740
β-Myrcene	0.669	6690
α-Humulene	0.590	5900
α-Pinene	0.257	2570
TOTAL TERPENES	5.25	52500

Contaminants	PASS/FAIL
Heavy Metals:	PASS
Microbiology:	PASS
Pesticides:	PASS
Residual Solvents:	PASS



Scan the QR code to verify results.

This information is provided as a service and makes no claims of efficacy and/or safety of this product.

Results are applicable only for the sample(s) analyzed and for the specific analysis conducted.

This report is for informational purposes only and should not be used to diagnose, treat, or prevent any medical-related symptoms.

The statements and results herein have not been approved and/or endorsed by the FDA.

REPORT OF LABORATORY ANALYSIS

This report shall not be reproduced, except in full, without the written consent of Felling Analytical Services and Technology (F.A.S.T.), LLC

www.FASTLaboratories.com

F.A.S.T. Personnel perform sampling following the Sampling SOP (SOP-02).

Kyle W. Felling
Kyle W. Felling, Ph.D.
Laboratory Director



CERTIFICATE OF ANALYSIS (SAMPLE ID: SA42858)

Testing Location: Arkansas 232 S. Broadview St. Greenbrier, AR 72058 License: ADH 113	Customer ID: 2168 River Valley Relief MIPS 5601 Old Greenwood Rd Suite C Fort Smith, AR 72903 License: 00065C	Order ID: OR11930 Lot Number: M00065C13240027309 Production Run: E20251209HVDV02	Sample Type: Primary Matrix: Concentrate Mass: 4ea Date Collected: 12/11/2025 Date Received: 12/12/2025
--	--	---	--

Cultivar (Strain) or Sample Description: Small Batch Harvest Variety Full Spectrum AR 1g Cart **Date Completed:** 12/15/2025

CANNABINOID (POTENCY) PROFILE (SOP: SOP-CANN-001)

Analysis Date/Time: 12/12/2025 1444
Analyst: PW

Method: HPLC/DAD
Instrument: Agilent 1100

Moisture Content (%): -
Water Activity (aw): -

<u>Cannabinoid</u>	<u>Result (%)</u>	<u>Result (mg/g)</u>	<u>LOD (mg/g)</u>	<u>LOQ (mg/g)</u>	<u>Result (mg/mL)</u>	<u>Per Serving (mg)</u>	<u>Per Unit (mg)</u>
CBC	ND	ND	0.106	0.247	-	0.000	0.000
CBCA	ND	ND	0.329	0.767	-	0.000	0.000
CBD	ND	ND	0.746	1.74	-	0.000	0.000
CBDA	0.103	1.03	0.275	0.641	-	1.03	1.03
CBDV	ND	ND	0.120	0.279	-	0.000	0.000
CBDVA	ND	ND	0.319	0.745	-	0.000	0.000
CBG	DET	DET	0.485	1.13	-	0.000	0.000
CBGA	0.841	8.41	0.687	0.810	-	8.41	8.41
CBL	ND	ND	0.560	1.31	-	0.000	0.000
CBN	0.173	1.73	0.257	0.601	-	1.73	1.73
CBNA	ND	ND	0.278	0.647	-	0.000	0.000
Δ9-THC	71.6	716	0.308	0.718	-	716	716
Δ8-THC	ND	ND	0.481	1.12	-	0.000	0.000
THCA	12.1	121	0.167	0.391	-	121	121
THCV	DET	DET	0.401	0.935	-	0.000	0.000
THCVA	ND	ND	0.128	0.298	-	0.000	0.000
TOTAL	84.8	848				848	848
TOTAL CBC	0.000	0.000				0.000	0.000
TOTAL CBD	0.0903	0.903				0.903	0.903
TOTAL CBDV	0.000	0.000				0.000	0.000
TOTAL CBG	0.738	7.38				7.38	7.38
TOTAL CBN	0.173	1.73				1.73	1.73
TOTAL THC	82.2	822				822	822
TOTAL THCV	0.000	0.000				0.000	0.000



SERVING MASS (g): 1.00
SERVINGS/UNIT: 1

"-" Not reported for this sample.

Deviations from standard operating procedure:
None

Recoveries for all analyte standards: 90-110%
Replicate Uncertainties: <5% RSD, <20% RPD
Sample/Reagent Blanks: <RL for all analytes

Values for plant matter are adjusted for moisture content.
Dry percent = Wet percent / (1-(Moisture Content/100))

Total CBC = (CBCA x 0.877) + CBC
Total CBD = (CBDA x 0.877) + CBD
Total CBDV = (CBDVA x 0.867) + CBDV
Total CBG = (CBGA x 0.878) + CBG
Total CBN = (CBNA x 0.876) + CBN
Total THC = (THCA x 0.877) + Δ9-THC
Total THCV = (THCVA x 0.867) + THCV

Percentage results are reported by mass.

mg/g results are reported as mass component per mass material.

Abbreviations: DAD - Diode Array Detector, HPLC - High Pressure Liquid Chromatography, RL - Reporting Limit, RPD - Relative Percent Difference, RSD - Relative Standard Deviation, DET - Detected (less than LOQ), LOD - Limit of Detection, LOQ - Limit of Quantitation, ND - Not Detected (less than LOD)

This information is provided as a service and makes no claims of efficacy and/or safety of this product. Results are applicable only for the sample(s) analyzed and for the specific analysis conducted. This report is for informational purposes only and should not be used to diagnose, treat, or prevent any medical-related symptoms.

The statements and results herein have not been approved and/or endorsed by the FDA.

REPORT OF LABORATORY ANALYSIS

This report shall not be reproduced, except in full, without the written consent of Felling Analytical Services and Technology (F.A.S.T.), LLC

www.FASTLaboratories.com

F.A.S.T. Personnel perform sampling following the Sampling SOP (SOP-02).

Kyle W. Felling
Kyle W. Felling, Ph.D.
Laboratory Director



CERTIFICATE OF ANALYSIS (SAMPLE ID: SA42858)

Testing Location: Arkansas 232 S. Broadview St. Greenbrier, AR 72058 License: ADH 113	Customer ID: 2168 River Valley Relief MIPS 5601 Old Greenwood Rd Suite C Fort Smith, AR 72903 License: 00065C	Order ID: OR11930 Lot Number: M00065C13240027309 Production Run: E20251209HVDV02	Sample Type: Primary Matrix: Concentrate Mass: 4ea Date Collected: 12/11/2025 Date Received: 12/12/2025
--	--	---	--

Cultivar (Strain) or Sample Description: Small Batch Harvest Variety Full Spectrum AR 1g Cart **Date Completed:** 12/15/2025

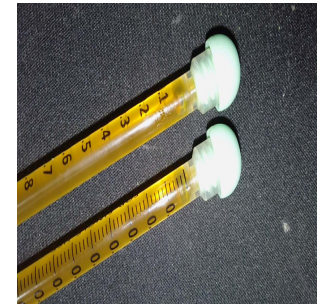
TERPENOID PROFILE

Analysis Date/Time: 12/13/2025 0331
Analyst: KF

Method: GC/MS
Instrument: Agilent 7890/5975

Deviations from SOP:
None

Terpene	Result (ppm)	Result (%)	Terpene	Result (ppm)	Result (%)
α-Bisabolol	609	0.0609	d-Limonene	8740	0.874
L-Borneol	ND	-	Linalool	2240	0.224
D-Borneol	130	0.0130	l-Menthone	ND	-
Camphene	391	0.0391	Menthol	178	0.0178
Camphor	ND	-	β-Myrcene	6690	0.669
δ-3-Carene	<LOQ	-	Nerol	ND	-
Carvacrol	ND	-	cis-Nerolidol	ND	-
Carvone	ND	-	trans-Nerolidol	940	0.0940
β-Caryophyllene	16600	1.66	Nootkatone	ND	-
Caryophyllene oxide	160	0.0160	cis-β-Ocimene	106	0.0106
Cedrene	<LOQ	-	trans-β-Ocimene	600	0.0600
Cedrol	62.2	0.00622	Octyl acetate	47.7	0.00477
cis-Citral	ND	-	α-Phellandrene	<LOQ	-
trans-Citral	ND	-	Phytane	57.7	0.00577
Citronellol	ND	-	α-Pinene	2570	0.257
o-Cymene	ND	-	β-Pinene	494	0.0494
m-Cymene	ND	-	Piperitone	ND	-
p-Cymene	<LOQ	-	Pulegone	ND	-
Eucalyptol	<LOQ	-	Sabinene	278	0.0278
trans-β-Farnesene	2110	0.211	Sabinene hydrate	<LOQ	-
Farnesol 1	121	0.0121	Safranal	ND	-
Farnesol 2	ND	-	Squalene	210	0.0210
Fenchone	106	0.0106	Terpinen-4-ol	<LOQ	-
Fenchyl alcohol	1010	0.101	α-Terpinene	59.9	0.00599
Geraniol	ND	-	γ-Terpinene	66.0	0.00660
Geranyl acetate	588	0.0588	α-Terpineol	124	0.0124
Guaiol	85.8	0.00858	Terpinolene	481	0.0481
α-Humulene	5900	0.590	α-Thujone	267	0.0267
Isoborneol	<LOQ	-	Thymol	70.3	0.00703
Isobornyl acetate	ND	-	Valencene	442	0.0442
d-Isomenthone	ND	-	d-Valerolactam	ND	-
Isopulegol	ND	-	Verbenone	ND	-



Abbreviations: GC - Gas Chromatography, MS - Mass Spectrometry, RL - Reporting Limit

Abbreviations: ND - Not Detected, LOD - Limit of Detection, LOQ - Limit of Quantitation

This information is provided as a service and makes no claims of efficacy and/or safety of this product.

Results are applicable only for the sample(s) analyzed and for the specific analysis conducted.

This report is for informational purposes only and should not be used to diagnose, treat, or prevent any medical-related symptoms.

The statements and results herein have not been approved and/or endorsed by the FDA.

"-" Not detected above LOD.

TOTAL (ppm) 52500 (%) 5.25 **Reporting Limit (ppm):** 46.4

REPORT OF LABORATORY ANALYSIS

This report shall not be reproduced, except in full, without the written consent of Felling Analytical Services and Technology (F.A.S.T.), LLC

www.FASTLaboratories.com

F.A.S.T. Personnel perform sampling following the Sampling SOP (SOP-02).

Kyle W. Felling
Kyle W. Felling, Ph.D.
Laboratory Director



CERTIFICATE OF ANALYSIS (SAMPLE ID: SA42858)


Testing Location: Arkansas 232 S. Broadview St. Greenbrier, AR 72058 License: ADH 113	Customer ID: 2168 River Valley Relief MIPS 5601 Old Greenwood Rd Suite C Fort Smith, AR 72903 License: 00065C	Order ID: OR11930 Lot Number: M00065C13240027309 Production Run: E20251209HVDV02	Sample Type: Primary Matrix: Concentrate Mass: 4ea Date Collected: 12/11/2025 Date Received: 12/12/2025
--	--	---	--

Cultivar (Strain) or Sample Description: Small Batch Harvest Variety Full Spectrum AR 1g Cart **Date Completed:** 12/15/2025

RESIDUAL SOLVENT PROFILE (SOP: SOP-RS-001)

Analysis Date/Time: 12/12/2025 1603 **Method:** HS/GC/MS **Deviations from SOP:**
Analyst: KF **Instrument:** Agilent 7890/5975 **None**

Solvent	Result (ppm)	LOD (ppm)	LOQ (ppm)	Action Level (ppm)	Solvent	Result (ppm)	LOD (ppm)	LOQ (ppm)	Action Level (ppm)
Acetone (67-64-1)	-	38.5	77.0	5000	n-Heptane (142-82-5)	-	38.5	77.0	5000
Acetonitrile (75-5-8)	-	38.5	77.0	410	n-Hexane (110-54-3)	-	13.5	27.0	290
Benzene (71-43-2)	-	0.385	0.770	2	Isobutane (75-28-5)	-	38.5	77.0	5000
n-Butane (106-97-2)	-	38.5	77.0	5000	Isopropanol (67-63-0)	-	38.5	77.0	5000
1-Butanol (71-36-3)	-	38.5	77.0	5000	Isopropyl acetate (108-21-4)	-	38.5	77.0	5000
2-Butanol (78-92-2)	-	38.5	77.0	5000	Isopropyl benzene (98-82-8)	-	3.85	7.70	70
2-Butanone (78-93-3)	-	38.5	77.0	5000	Methanol (67-56-1)	-	38.5	77.0	3000
Cyclohexane (110-82-7)	-	38.5	77.0	3880	2-Methylbutane (78-78-4)	-	38.5	77.0	5000
1,2-Dimethoxyethane (110-71-4)	-	3.85	7.70	100	Methylene chloride (75-9-2)	-	38.5	77.0	600
N,N-Dimethylacetamide (127-19-5)	-	38.5	77.0	1090	2-Methylpentane (107-83-5)	-	13.5	27.0	290
2,2-Dimethylbutane (75-83-2)	-	13.5	27.0	290	3-Methylpentane (96-10-0)	-	13.5	27.0	290
2,3-Dimethylbutane (79-29-8)	-	13.5	27.0	290	n-Pentane (109-66-0)	-	38.5	77.0	5000
N,N-Dimethylformamide (68-12-2)	-	38.5	77.0	880	1-Pentanol (71-41-0)	-	38.5	77.0	5000
Dimethylsulfoxide (67-68-5)	-	38.5	77.0	5000	n-Propane (74-98-6)	-	38.5	77.0	5000
1,4-Dioxane (123-91-1)	-	38.5	77.0	380	1-Propanol (71-23-8)	-	38.5	77.0	5000
Ethanol (64-17-5)	-	38.5	77.0	5000	Pyridine (110-86-1)	-	13.5	27.0	200
2-Ethoxyethanol (110-80-5)	-	13.5	27.0	160	Tetrahydrofuran (109-99-9)	-	38.5	77.0	720
Ethyl ether (60-29-7)	-	38.5	77.0	5000	Tetramethylene sulfone (126-33-0)	-	13.5	27.0	160
Ethyl acetate (141-78-6)	-	38.5	77.0	5000	Toluene (108-88-3)	-	38.5	77.0	890
Ethyl benzene (100-41-4)	-	38.5	77.0	2170	o-Xylene (95-47-6)	-	38.5	77.0	2170
Ethylene glycol (107-21-1)	-	38.5	77.0	620	m,p-Xylene (108-38-3 or 106-42-3)	-	38.5	77.0	2170
Ethylene oxide (75-21-8)	-	3.85	7.70	50	Xylenes* (1330-20-7)	-	43.3	86.7	2170



Color Key

RESULT < AL

RESULT > AL

"-" not detected above 1/2 Action Level

"*" - o,m,p-Xylene and Ethylbenzene

Action levels are referenced from the State of Arkansas MMJ testing guidelines.

A value of "-" for the action level means that analyte is not currently regulated by the regulations referenced above.

Solvent	Synonym(s)	Solvent	Synonym(s)
Acetonitrile	Methyl Cyanide, ACN	Ethylene glycol	1,2-Ethanediol
1-Butanol	n-Butanol, Butyl Alcohol	Isobutane	2-Methylpropane
2-Butanol	sec-Butyl alcohol	Isopropanol	2-Propanol, IPA
2-Butanone	Methyl ethyl ketone, MEK	Isopropyl Acetate	Acetic acid isopropyl ester
1,2-Dimethoxyethane	Monoglyme	Methanol	Methyl alcohol
2,3-Dimethylbutane	Neohexane	2-Methylbutane	Isopentane
2,3-Dimethylbutane	Diisopropyl	Methylene chloride	Dichloromethane
N,N-Dimethylformamide	DMF	2-Methylpentane	Isohexane
Dimethylsulfoxide	DMSO	1-Pentanol	n-Amyl alcohol
2-Ethoxyethanol	Cellosolve, Ethyl glycol	1-Propanol	Propyl alcohol
Ethyl ether	Diethyl ether, Ether	Tetrahydrofuran	THF
Ethyl acetate	EtOAc	Tetramethylene sulfone	Sulfolane
Ethyl benzene	Phenylethane	Xylene	Dimethylbenzene

Abbreviations: HS-Headspace, GC-Gas Chromatography, MS-Mass Spectrometry, RL-Reporting Limit, AL-Action Level, CAS-Chemical Abstract Services, LOD - Limit of Detection, LOQ - Limit of Quantification

Disclaimer: This information is provided as a service and makes no claims of efficacy and/or safety of this product. Results are applicable only for the sample(s) analyzed and for the specific analysis conducted. This report is for informational purposes only and should not be used to diagnose, treat, or prevent any medical-related symptoms. The statements and results herein have not been approved and/or endorsed by the FDA.

REPORT OF LABORATORY ANALYSIS

This report shall not be reproduced, except in full, without the written consent of Felling Analytical Services and Technology (F.A.S.T.), LLC

www.FASTLaboratories.com

F.A.S.T. Personnel perform sampling following the Sampling SOP (SOP-02).

Kyle W. Felling
Kyle W. Felling, Ph.D.
Laboratory Director



CERTIFICATE OF ANALYSIS (SAMPLE ID: SA42858)

Testing Location: Arkansas 232 S. Broadview St. Greenbrier, AR 72058 License: ADH 113	Customer ID: 2168 River Valley Relief MIPS 5601 Old Greenwood Rd Suite C Fort Smith, AR 72903 License: 00065C	Order ID: OR11930 Lot Number: M00065C13240027309 Production Run: E20251209HVDV02	Sample Type: Primary Matrix: Concentrate Mass: 4ea Date Collected: 12/11/2025 Date Received: 12/12/2025
--	--	---	--

Cultivar (Strain) or Sample Description: Small Batch Harvest Variety Full Spectrum AR 1g Cart **Date Completed:** 12/15/2025

PESTICIDES PROFILE (SOP: SOP-PEST-001)

Analysis Date/Time: 12/12/2025 1550
Analyst: KF

Method: LC/MS/MS
Instrument: Shimadzu LC-8050

Deviations from SOP:
None

Pesticide	Result (ppm)	LOD (ppm)	LOQ (ppm)	Action Level (ppm)	Pesticide	Result (ppm)	LOD (ppm)	LOQ (ppm)	Action Level (ppm)
Abamectin (71751-41-2)	-	0.0463	0.370	0.5	Kresoxim-methyl (143390-89-0)	-	0.0463	0.370	0.4
Acephate (30560-19-1)	-	0.0463	0.370	0.4	Malathion (121-75-5)	-	0.0463	0.370	0.2
Acequinocyl (57960-19-7)	-	0.0463	0.370	2	Metalaxyl (57837-19-1)	-	0.0463	0.370	0.2
Acetamiprid (135410-20-7)	-	0.0463	0.370	0.2	Methiocarb (2032-65-7)	-	0.0463	0.370	0.2
Aldicarb (116-06-3)	-	0.0463	0.370	0.4	Methomyl (16752-77-5)	-	0.0463	0.370	0.4
Azoxystrobin (131860-33-8)	-	0.0463	0.370	0.2	Methyl parathion (298-0-0)	-	0.0463	0.370	0.2
Bifenazate (149877-41-8)	-	0.0463	0.370	0.2	MGK 264 (113-48-4)	-	0.0463	0.370	0.2
Bifenthrin (82657-04-3)	-	0.0463	0.370	0.2	Myclobutanil (88671-89-0)	-	0.0463	0.370	0.2
Boscalid (188425-85-6)	-	0.0463	0.370	0.4	Naled (300-76-5)	-	0.0463	0.370	0.5
Carbaryl (63-25-2)	-	0.0463	0.370	0.2	Oxamyl (23135-22-0)	-	0.0463	0.370	1
Carbofuran (1563-66-2)	-	0.0463	0.370	0.2	Pacllobutrazol (76738-62-0)	-	0.0463	0.370	0.4
Chlorantraniliprole (800008-45-7)	-	0.0463	0.370	0.2	Permethrins (52645-53-1)	-	0.0463	0.370	0.2
Chlorfenapyr (122453-73-0)	-	0.0463	0.370	1	Phosmet (732-11-6)	-	0.0463	0.370	0.2
Chlorpyrifos (2921-88-2)	-	0.0463	0.370	0.2	Piperonyl butoxide (51-03-6)	-	0.0463	0.370	2
Clofentezine (74115-24-5)	-	0.0463	0.370	0.2	Prallethrins (2331-36-9)	-	0.0463	0.370	0.2
Cyfluthrin (68359-37-5)	-	0.0463	0.370	1	Propiconazole (60207-90-1)	-	0.0463	0.370	0.4
Cypermethrin (52315-07-8)	-	0.0463	0.370	1	Propoxur (114-26-1)	-	0.0463	0.370	0.2
Daminozide (1596-84-5)	-	0.0463	0.370	1	Pyrethrins (8003-34-7)	-	0.0463	0.370	1
DDVP (62-73-7)	-	0.0463	0.370	0.1	Pyridaben (96489-71-3)	-	0.0463	0.370	0.2
Diazinon (333-41-5)	-	0.0463	0.370	0.2	Spinosad (168316-95-8)	-	0.0463	0.370	0.2
Dimethoate (60-51-5)	-	0.0463	0.370	0.2	Spiromesifen (283594-90-1)	-	0.0463	0.370	0.2
Ethoprophos (13194-48-4)	-	0.0463	0.370	0.2	Spirotetramat (203313-25-1)	-	0.0463	0.370	0.2
Etofenprox (80844-07-1)	-	0.0463	0.370	0.4	Spiroxamine (118134-30-8)	-	0.0463	0.370	0.4
Etoxazole (153233-91-1)	-	0.0463	0.370	0.2	Tebuconazole (80443-41-0)	-	0.0463	0.370	0.4
Fenoxycarb (72490-01-8)	-	0.0463	0.370	0.2	Thiacloprid (111988-49-9)	-	0.0463	0.370	0.2
(E)-Fenpyroximate (134098-61-6)	-	0.0463	0.370	0.4	Thiamethoxam (153719-23-4)	-	0.0463	0.370	0.2
Fipronil (120068-37-3)	-	0.0463	0.370	0.4	Trifloxystrobin (141517-21-7)	-	0.0463	0.370	0.2
Fonicamid (158062-67-0)	-	0.0463	0.370	1					
Fludioxinil (131341-86-1)	-	0.0463	0.370	0.4					
Hexythiazox (78587-05-0)	-	0.0463	0.370	1					
Imazalil (35554-44-0)	-	0.0463	0.370	0.2					
Imidacloprid (138261-41-3)	-	0.0463	0.370	0.4					



Color Key

RESULT < AL
RESULT > AL

"DET" detected less than LOQ
"-." not detected above LOD
Permethrins measured as the cumulative residue of the *cis*- and *trans*- permethrin isomers.
Pyrethrins measured as the cumulative residue of the pyrethrin I, cinerin I, and jasmolin I isomers.
Action levels are referenced from the State of Arkansas MMJ testing guidelines.
A value of "-" for the action level means that analyte is not currently regulated by the regulations referenced above.

Disclaimer: This information is provided as a service and makes no claims of efficacy and/or safety of this product. Results are applicable only for the sample(s) analyzed and for the specific analysis conducted. This report is for informational purposes only and should not be used to diagnose, treat, or prevent any medical-related symptoms. The statements and results herein have not been approved and/or endorsed by the FDA.

Abbreviations: LC - Liquid Chromatography, MS - Mass Spectrometry, RL - Reporting Limit, AL - Action Level, CAS - Chemical Abstract Services, LOD - Limit of Detection, LOQ - Limit of Quantification

Pesticide	Synonym(s)	Pesticide	Synonym(s)	Pesticide	Synonym(s)
Cyfluthrin	Baythroid	Myclobutanil	Sythane	Propiconazole	Tilt
DDVP	Dichlorvos	Naled	Dibrom	Propoxur	Baygon
Ethoprophos	Prophos	Phosmet	Imidan		

REPORT OF LABORATORY ANALYSIS

This report shall not be reproduced, except in full, without the written consent of Felling Analytical Services and Technology (F.A.S.T.), LLC

www.FASTLaboratories.com

F.A.S.T. Personnel perform sampling following the Sampling SOP (SOP-02).

Kyle W. Felling
Kyle W. Felling, Ph.D.
Laboratory Director



CERTIFICATE OF ANALYSIS (SAMPLE ID: SA42858)

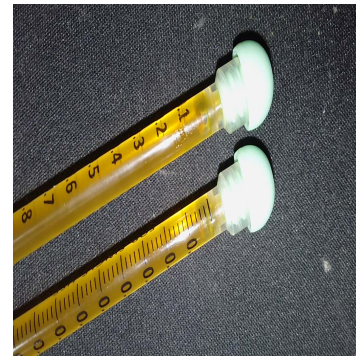
Testing Location: Arkansas 232 S. Broadview St. Greenbrier, AR 72058 License: ADH 113	Customer ID: 2168 River Valley Relief MIPS 5601 Old Greenwood Rd Suite C Fort Smith, AR 72903 License: 00065C	Order ID: OR11930 Lot Number: M00065C13240027309 Production Run: E20251209HVDV02	Sample Type: Primary Matrix: Concentrate Mass: 4ea Date Collected: 12/11/2025 Date Received: 12/12/2025
--	--	---	--

Cultivar (Strain) or Sample Description: Small Batch Harvest Variety Full Spectrum AR 1g Cart **Date Completed:** 12/15/2025

HEAVY METAL PROFILE (SOP: SOP-ICP-200.6)

Analysis Date/Time: 12/12/2025 1502 **Method:** ICP/MS **Deviations from SOP:** None
Analyst: KF **Instrument:** Agilent 7700x

<u>Heavy Metal</u>	<u>Result (ppb)</u>	<u>LOD (ppb)</u>	<u>LOQ (ppb)</u>	<u>Action Level (ppb)</u>
Arsenic (As)	ND	56.4	89.3	200
Cadmium (Cd)	ND	56.4	89.3	200
Lead (Pb)	ND	56.4	89.3	500
Mercury (Hg)	ND	56.4	89.3	100



Abbreviations: ICP - Inductively-Coupled Plasma, MS - Mass Spectrometry, RL - Reporting Limit, AL - Action Level, LOD - Limit of Detection, LOQ - Limit of Quantitation

Color Key



"DET" detected less than LOQ

"ND" not detected above LOD

Reporting limit is 1/2 the action level of each analyte.

Action levels for heavy metals are referenced from the State of Arkansas MMJ testing guidelines.

Disclaimer: This information is provided as a service and makes no claims of efficacy and/or safety of this product. Results are applicable only for the sample(s) analyzed and for the specific analysis conducted. This report is for informational purposes only and should not be used to diagnose, treat, or prevent any medical-related symptoms. The statements and results herein have not been approved and/or endorsed by the FDA.

REPORT OF LABORATORY ANALYSIS

This report shall not be reproduced, except in full, without the written consent of Felling Analytical Services and Technology (F.A.S.T.), LLC

www.FASTLaboratories.com

F.A.S.T. Personnel perform sampling following the Sampling SOP (SOP-02).

Kyle W. Felling
Kyle W. Felling, Ph.D.
Laboratory Director



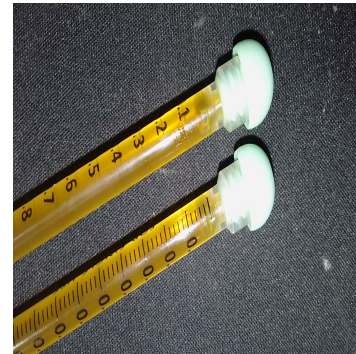
CERTIFICATE OF ANALYSIS (SAMPLE ID: SA42858)

Testing Location: Arkansas 232 S. Broadview St. Greenbrier, AR 72058 -	Customer ID: 2168 River Valley Relief MIPS 5601 Old Greenwood Rd Suite C Fort Smith, AR 72903 License: 00065C	Sample ID: SA42858 Lot Number: M00065C13240027309 Production Run: E20251209HVDV02	Sample Type: Primary Matrix: Concentrate Mass: 4ea Date Collected: 12/11/2025 Date Received: 12/12/2025
Cultivar (Strain) or Sample Description: Small Batch Harvest Variety Full Spectrum AR 1g Cart			Date Completed: 12/15/2025

MICROBIOLOGICAL PROFILE (SOP: SOP-Micro-001)

Analysis Date/Time: 12/13/2025 0924 **Method:** Hardy Diagnostics CompactDry **Deviations from SOP:**
Analyst: PW **Instrument:** Thermo Incubator None

<u>Bacteria/Microbe</u>	<u>Result (CFU/g)</u>	<u>Action Level (CFU/g)</u>
Aerobic Plate Count	NT	-
Coliforms, Total	Absent	1
Escherichia Coli (E. Coli)	Absent	100
Mold/Yeast	NT	-
Pseudomonas aeruginosa	NT	-
Salmonella spp.	NT	-
Staphylococcus aureus	NT	-



Abbreviations: EC - Escherichia Coli, CFU - Colony-Forming Unit, RL - Reporting Limit, AL - Action Level, TNTC - Too Numerous To Count, NT - Not Tested
Absent - Not Detected Above RL, Present - Detected Above RL

Color Key

RESULT < AL

RESULT > AL

Reporting Limit (CFU/g)
1

Action levels for microbiology are referenced from the State of Arkansas MMJ testing guidelines.
A value of "-" for the action level means that analyte is not currently regulated by the regulations referenced above.

Disclaimer: This information is provided as a service and makes no claims of efficacy and/or safety of this product. Results are applicable only for the sample(s) analyzed and for the specific analysis conducted. This report is for informational purposes only and should not be used to diagnose, treat, or prevent any medical-related symptoms. The statements and results herein have not been approved and/or endorsed by the FDA.

REPORT OF LABORATORY ANALYSIS

This report shall not be reproduced, except in full, without the written consent of
Felling Analytical Services and Technology (F.A.S.T.), LLC

www.FASTLaboratories.com

F.A.S.T. Personnel perform sampling following the Sampling SOP (SOP-02).

Kyle W. Felling
Kyle W. Felling, Ph.D.
Laboratory Director

